

Integrated Economic Modelling - ETC3860 - Unit Evaluation Report

Faculty Of Business And Economics

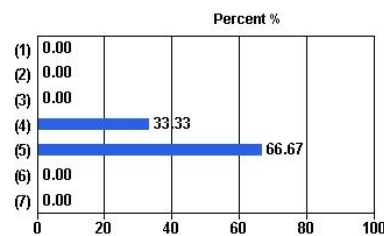
Number of Students Enrolled: 5
Administered: Semester 2, 2012 - WEB

Overall response: 60.00%
Number of questionnaires completed: 3

University Wide Items

1. The unit enabled me to achieve its learning objectives

Response Scale	Responses	Percent
(1) Strongly disagree	0	0.00%
(2) Disagree	0	0.00%
(3) Neutral	0	0.00%
(4) Agree	1	33.33%
(5) Strongly agree	2	66.67%
(6) Not applicable	0	0.00%
(7) Don't know	0	0.00%
Total (N)	3	100.00%

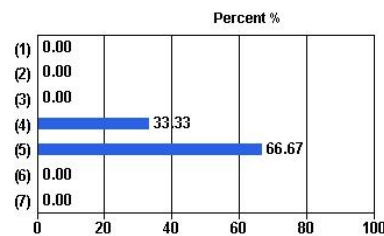


Campus	Median
Clayton	4.75

Median: 4.75
Mean: 4.67

2. I found the unit to be intellectually stimulating

Response Scale	Responses	Percent
(1) Strongly disagree	0	0.00%
(2) Disagree	0	0.00%
(3) Neutral	0	0.00%
(4) Agree	1	33.33%
(5) Strongly agree	2	66.67%
(6) Not applicable	0	0.00%
(7) Don't know	0	0.00%
Total (N)	3	100.00%



Campus	Median
Clayton	4.75

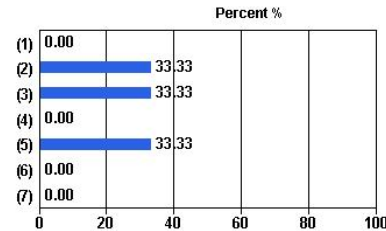
Median: 4.75
Mean: 4.67

Integrated Economic Modelling - ETC3860 - Unit Evaluation Report

Administered: Semester 2, 2012 - WEB

3. The learning resources in this unit supported my studies

Response Scale	Responses	Percent
(1) Strongly disagree	0	0.00%
(2) Disagree	1	33.33%
(3) Neutral	1	33.33%
(4) Agree	0	0.00%
(5) Strongly agree	1	33.33%
(6) Not applicable	0	0.00%
(7) Don't know	0	0.00%
Total (N)	3	100.00%

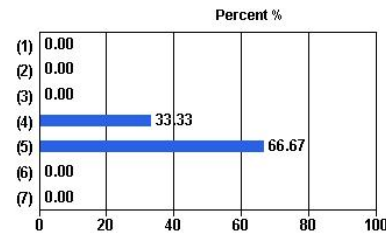


Campus	Median
Clayton	3.00

Median: 3.00
Mean: 3.33

4. The feedback I received in this unit was useful

Response Scale	Responses	Percent
(1) Strongly disagree	0	0.00%
(2) Disagree	0	0.00%
(3) Neutral	0	0.00%
(4) Agree	1	33.33%
(5) Strongly agree	2	66.67%
(6) Not applicable	0	0.00%
(7) Don't know	0	0.00%
Total (N)	3	100.00%

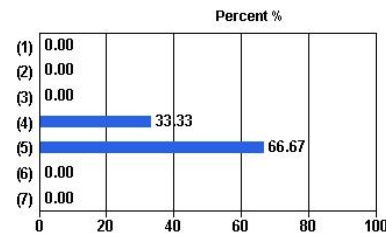


Campus	Median
Clayton	4.75

Median: 4.75
Mean: 4.67

5. Overall I was satisfied with the quality of this unit

Response Scale	Responses	Percent
(1) Strongly disagree	0	0.00%
(2) Disagree	0	0.00%
(3) Neutral	0	0.00%
(4) Agree	1	33.33%
(5) Strongly agree	2	66.67%
(6) Not applicable	0	0.00%
(7) Don't know	0	0.00%
Total (N)	3	100.00%



Campus	Median
Clayton	4.75

Median: 4.75
Mean: 4.67