

Integrated Economic Modelling - ECC3860 - Unit Evaluation Report

FACULTY OF BUSINESS AND ECONOMICS

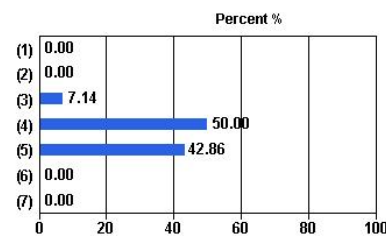
Number of Students Enrolled: 27
Administered: Semester 2, 2010 - PAPER

Overall response: 51.85%
Number of questionnaires completed: 14

University Wide Items

1. The unit enabled me to achieve its learning objectives

Response Scale	Responses	Percent
(1) Strongly disagree	0	0.00%
(2) Disagree	0	0.00%
(3) Neutral	1	7.14%
(4) Agree	7	50.00%
(5) Strongly agree	6	42.86%
(6) Not applicable	0	0.00%
(7) Don't know	0	0.00%
Total (N)	14	100.00%

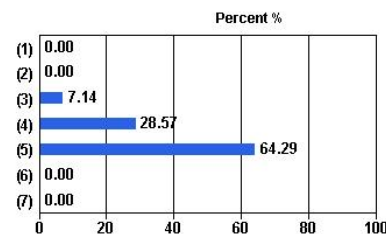


Campus	Median
Clayton	4.36

Median: 4.36
Mean: 4.36

2. I found the unit to be intellectually stimulating

Response Scale	Responses	Percent
(1) Strongly disagree	0	0.00%
(2) Disagree	0	0.00%
(3) Neutral	1	7.14%
(4) Agree	4	28.57%
(5) Strongly agree	9	64.29%
(6) Not applicable	0	0.00%
(7) Don't know	0	0.00%
Total (N)	14	100.00%



Campus	Median
Clayton	4.72

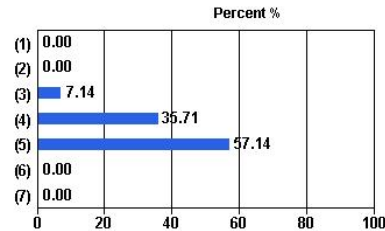
Median: 4.72
Mean: 4.57

Integrated Economic Modelling - ECC3860 - Unit Evaluation Report

Administered: Semester 2, 2010 - PAPER

3. The learning resources in this unit supported my studies

Response Scale	Responses	Percent
(1) Strongly disagree	0	0.00%
(2) Disagree	0	0.00%
(3) Neutral	1	7.14%
(4) Agree	5	35.71%
(5) Strongly agree	8	57.14%
(6) Not applicable	0	0.00%
(7) Don't know	0	0.00%
Total (N)	14	100.00%

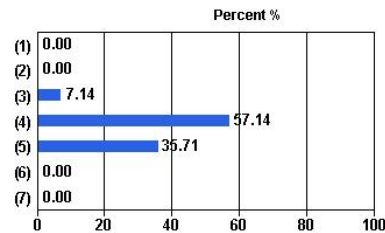


Campus	Median
Clayton	4.63

Median: 4.63
Mean: 4.50

4. The feedback I received in this unit was useful

Response Scale	Responses	Percent
(1) Strongly disagree	0	0.00%
(2) Disagree	0	0.00%
(3) Neutral	1	7.14%
(4) Agree	8	57.14%
(5) Strongly agree	5	35.71%
(6) Not applicable	0	0.00%
(7) Don't know	0	0.00%
Total (N)	14	100.00%

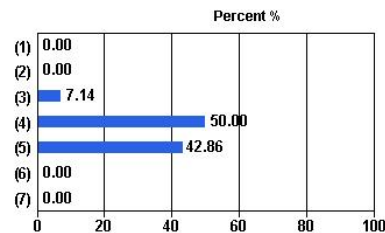


Campus	Median
Clayton	4.25

Median: 4.25
Mean: 4.29

5. Overall I was satisfied with the quality of this unit

Response Scale	Responses	Percent
(1) Strongly disagree	0	0.00%
(2) Disagree	0	0.00%
(3) Neutral	1	7.14%
(4) Agree	7	50.00%
(5) Strongly agree	6	42.86%
(6) Not applicable	0	0.00%
(7) Don't know	0	0.00%
Total (N)	14	100.00%



Campus	Median
Clayton	4.36

Median: 4.36
Mean: 4.36