

Dear Simon Angus

MonQueST Report - Semester 2, 2010

Please find enclosed your MonQueST report. Any comments recorded have also been included.

**MonQueST Summary Profiles (Overall Averages)**

MonQueST Summary Profiles are also available to help guide interpretation of individual results. The purpose of summary profiles is to provide teaching staff with data showing the ratings obtained on a MonQueST evaluation as a comparison between any one individual and all MonQueST users across the university and within any one faculty.

Summary Profiles are available at the following URL:

<http://www.opq.monash.edu.au/cheq/evaluations/monquest/index.html>

**Feedback:**

We value your feedback and would appreciate you completing an [online evaluation](#) of our service.

**Queries**

If you have any further queries or concerns, please contact the Centre for Higher Education Quality on +61 3 9905 9097 or email [evaluations@adm.monash.edu.au](mailto:evaluations@adm.monash.edu.au)

Yours sincerely



Mr Phillip Adams  
Evaluations Manager

**Phillip Adams - Evaluations Manager**

Building 3A, Rm B30 Clayton Campus, Monash University, Victoria 3800, Australia

Telephone +61 3 9905 9097 Facsimile +61 3 9905 9186

Email: [evaluations@adm.monash.edu.au](mailto:evaluations@adm.monash.edu.au)

[www.opq.monash.edu.au/cheq/](http://www.opq.monash.edu.au/cheq/)

ABN 12 377 614 012 CRICOS provider number 00008C

Academic: Simon Angus

Department: Economics

Subject: ECC3860 — Integrated Economic Modelling

Questionnaire: Lecturing

Administered: Semester 2, 2010 08:00 AM

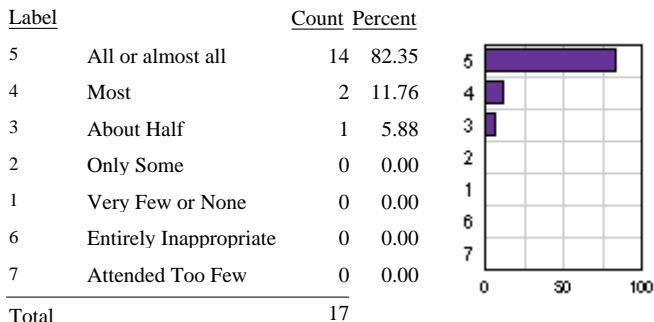
No of students Enrolled: 28

No Questionnaires Completed: 17

Page: 2 of 6

**1 The Organisation and structure of the lectures**

1.1 During each lecture, the lecturer described what students were expected to learn from that lecture.

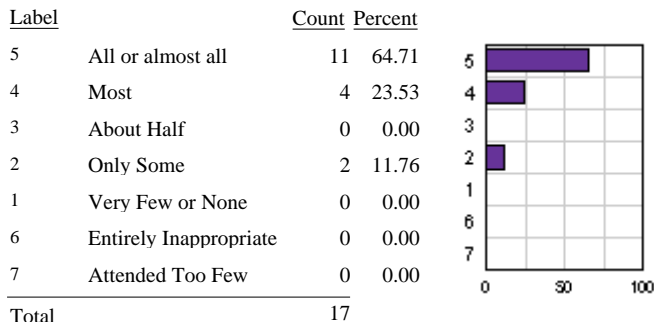


**Overall Median (2009)**

Mean: 4.76    Median: 4.89    All Faculties: 4.33  
Std. dev.: 0.55    S.I.R.: 0.30    Business and Economics: 4.28

**2 Effects on your learning and understanding**

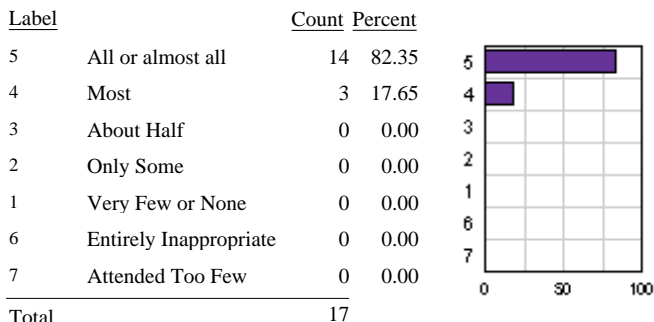
2.1 The lecturer's explanations and arguments built on concepts and ideas that I had previously learned, or with which I was already familiar.



**Overall Median (2009)**

Mean: 4.41    Median: 4.73    All Faculties: 3.99  
Std. dev.: 0.97    S.I.R.: 0.53    Business and Economics: 3.96

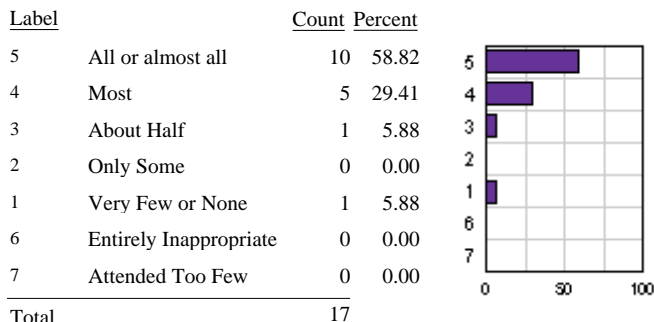
1.2 The topic of each lecture in the series was indicated by the end of the first week of that series.



**Overall Median (2009)**

Mean: 4.82    Median: 4.89    All Faculties: 4.33  
Std. dev.: 0.38    S.I.R.: 0.30    Business and Economics: 4.26

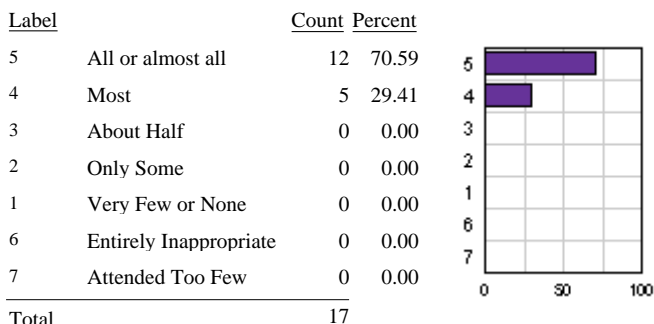
2.2 Each lecture was presented in a way that helped me to see how its sections were interrelated or connected.



**Overall Median (2009)**

Mean: 4.35    Median: 4.65    All Faculties: 4.12  
Std. dev.: 1.03    S.I.R.: 0.56    Business and Economics: 4.05

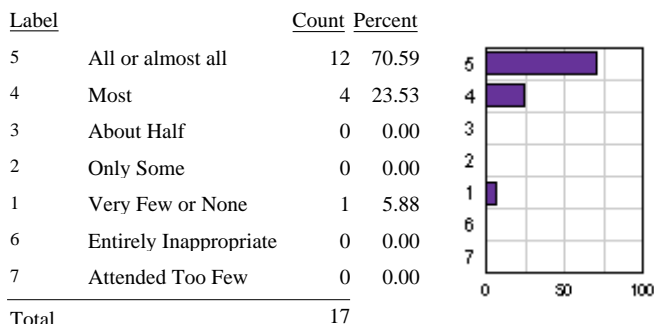
1.3 The sequential position of each lecture contributed to the coherent and logical development of the unit overall.



**Overall Median (2009)**

Mean: 4.71    Median: 4.79    All Faculties: 4.30  
Std. dev.: 0.46    S.I.R.: 0.40    Business and Economics: 4.21

2.3 The lecturer drew the students' attention to important ideas or information.



**Overall Median (2009)**

Mean: 4.53    Median: 4.79    All Faculties: 4.25  
Std. dev.: 0.98    S.I.R.: 0.42    Business and Economics: 4.15

Academic: Simon Angus

Department: Economics

Subject: ECC3860 — Integrated Economic Modelling

Questionnaire: Lecturing

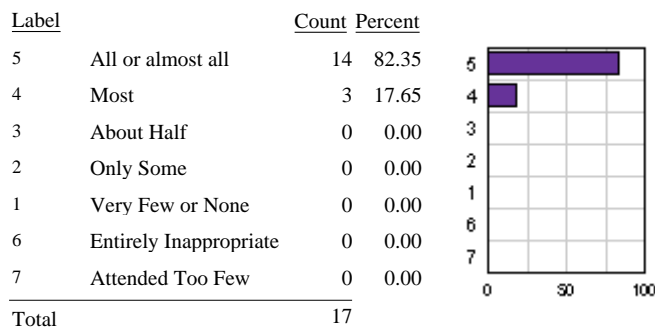
Administered: Semester 2, 2010 08:00 AM

No of students Enrolled: 28

No Questionnaires Completed: 17

Page: 3 of 6

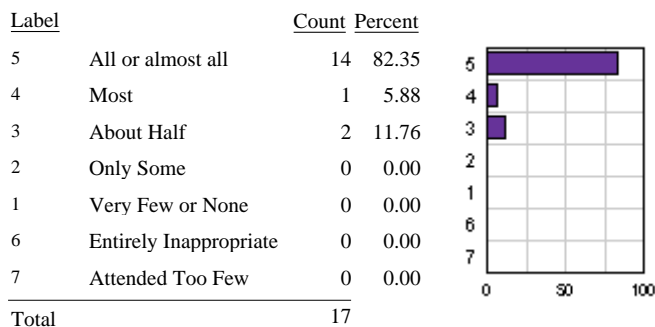
2.4 The lecturer illustrated points and ideas with examples, applications, or analogies.



Overall Median (2009)

Mean: 4.82    Median: 4.89    All Faculties: 4.33  
Std. dev.: 0.38    S.I.R.: 0.30    Business and Economics: 4.24

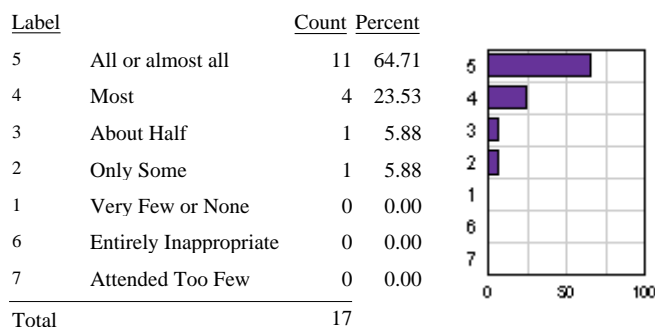
2.7 The lecturer's visual presentations (eg. drawings, charts, diagrams, graphics, schematics) assisted my understanding of lecture content.



Overall Median (2009)

Mean: 4.71    Median: 4.89    All Faculties: 4.13  
Std. dev.: 0.67    S.I.R.: 0.30    Business and Economics: 4.03

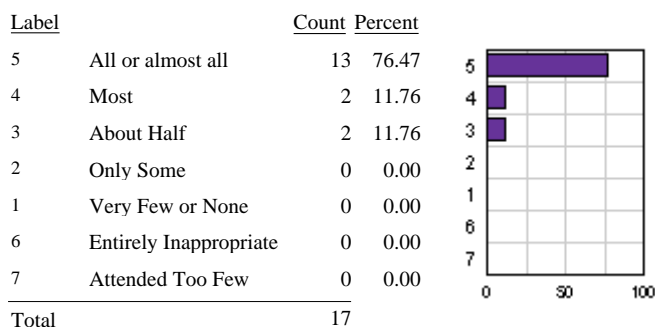
2.5 The examples, applications, or analogies that were used prompted me to make new connections or interpretations.



Overall Median (2009)

Mean: 4.47    Median: 4.73    All Faculties: 4.05  
Std. dev.: 0.85    S.I.R.: 0.53    Business and Economics: 4.00

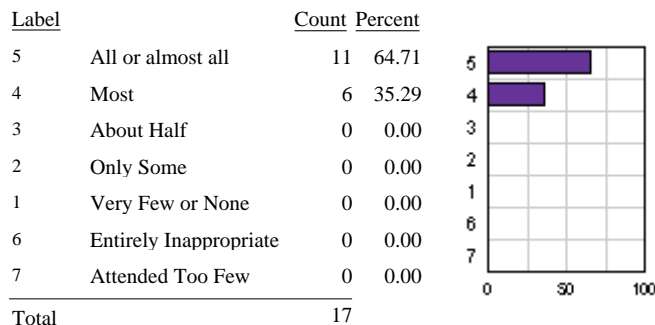
2.8 The lecturer made suggestions as to how students might think about or learn the material presented.



Overall Median (2009)

Mean: 4.65    Median: 4.85    All Faculties: 3.98  
Std. dev.: 0.68    S.I.R.: 0.33    Business and Economics: 3.94

2.6 The lecturer related the material to that presented in other parts of the unit (eg. assignment topics, tutorials, other lectures).

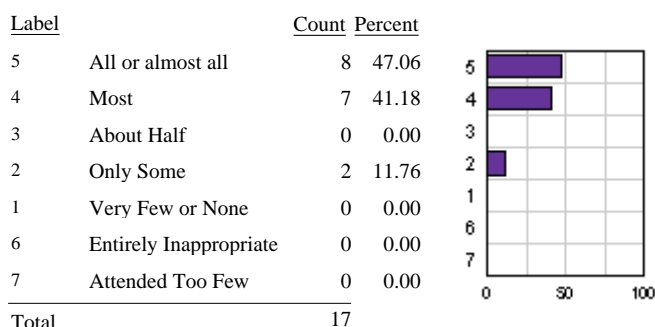


Overall Median (2009)

Mean: 4.65    Median: 4.73    All Faculties: 4.07  
Std. dev.: 0.48    S.I.R.: 0.45    Business and Economics: 4.04

### 3 Your levels of interest and motivation

3.1 My attention or interest was sustained during each lecture.



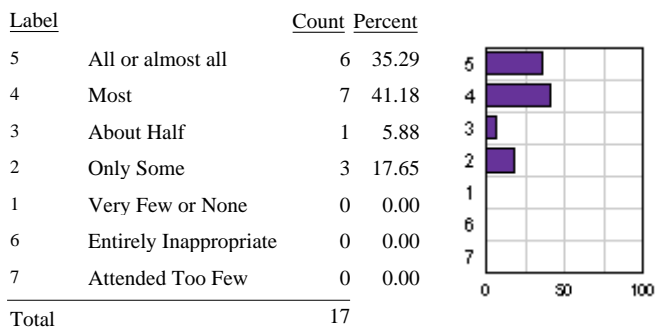
Overall Median (2009)

Mean: 4.24    Median: 4.43    All Faculties: 3.81  
Std. dev.: 0.94    S.I.R.: 0.57    Business and Economics: 3.76

Academic: Simon Angus  
Department: Economics  
Subject: ECC3860 — Integrated Economic Modelling  
Questionnaire: Lecturing  
Administered: Semester 2, 2010 08:00 AM

No of students Enrolled: 28  
No Questionnaires Completed: 17  
Page: 4 of 6

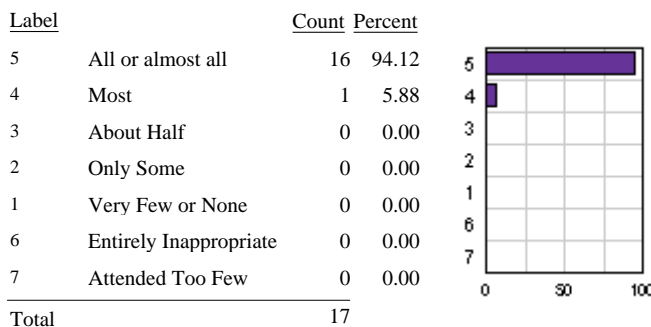
3.2 I found myself wanting to learn more about, or to develop further, ideas presented in each lecture.



**Overall Median (2009)**

Mean: 3.94    Median: 4.14    All Faculties: 3.74  
Std. dev.: 1.06    S.I.R.: 0.63    Business and Economics: 3.70

4.3 The lecturer's responses to student questions were focused on resolving those questions.

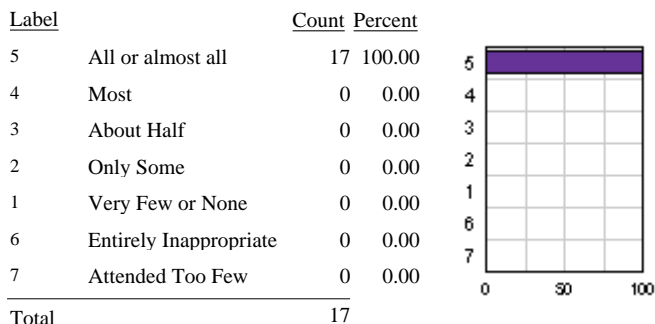


**Overall Median (2009)**

Mean: 4.94    Median: 4.97    All Faculties: 4.38  
Std. dev.: 0.24    S.I.R.: 0.27    Business and Economics: 4.27

**4 The lecturer's interaction and motivation**

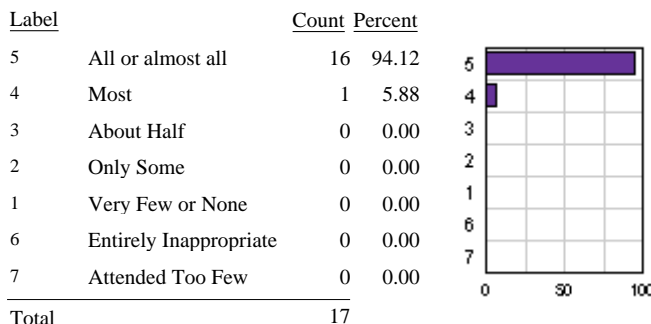
4.1 The lecturer appeared enthusiastic about the task of lecturing.



**Overall Median (2009)**

Mean: 5.00    Median: 5.00    All Faculties: 4.43  
Std. dev.: 0.00    S.I.R.: 0.25    Business and Economics: 4.31

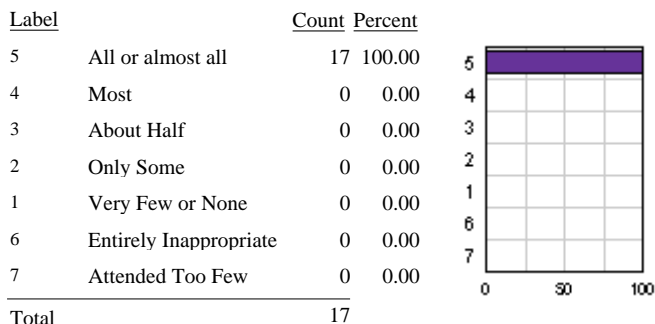
4.4 There was opportunity for students to clarify possible misunderstandings of lecture content, either during each lecture or at some time shortly afterwards.



**Overall Median (2009)**

Mean: 4.94    Median: 4.97    All Faculties: 4.35  
Std. dev.: 0.24    S.I.R.: 0.27    Business and Economics: 4.23

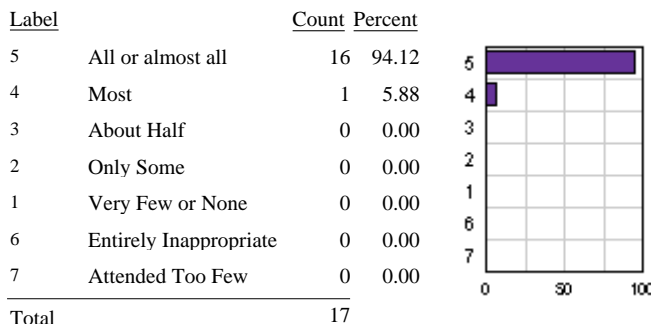
4.2 The lecturer reacted positively to students' comments or questions during lectures.



**Overall Median (2009)**

Mean: 5.00    Median: 5.00    All Faculties: 4.46  
Std. dev.: 0.00    S.I.R.: 0.25    Business and Economics: 4.34

4.5 The lecturer appeared willing to assist students (either during or outside lectures) with difficulties that they had with lecture content.



**Overall Median (2009)**

Mean: 4.94    Median: 4.97    All Faculties: 4.45  
Std. dev.: 0.24    S.I.R.: 0.27    Business and Economics: 4.34

Academic: Simon Angus

Department: Economics

Subject: ECC3860 — Integrated Economic Modelling

Questionnaire: Lecturing

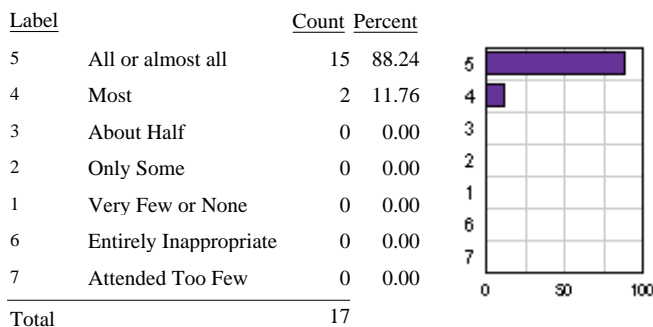
Administered: Semester 2, 2010 08:00 AM

No of students Enrolled: 28

No Questionnaires Completed: 17

Page: 5 of 6

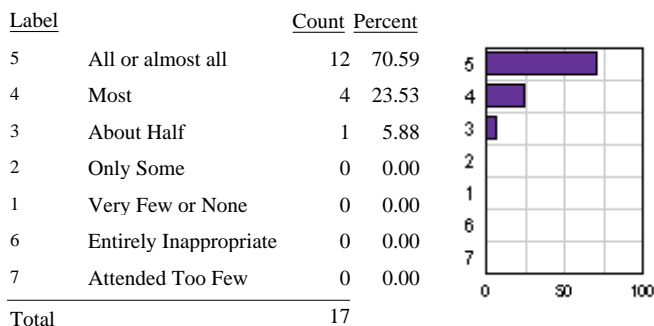
4.6 It was possible for me to consult the lecturer out of class about each lecture.



**Overall Median (2009)**

Mean: 4.88 Median: 4.93 All Faculties: 4.33  
Std. dev.: 0.32 S.I.R: 0.28 Business and Economics: 4.22

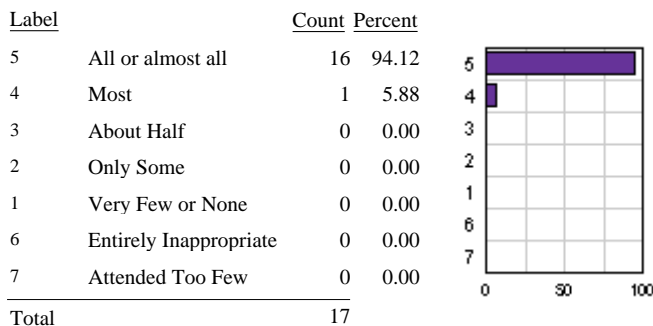
5.2 The lecturer's pace of presentation allowed me to take adequate notes.



**Overall Median (2009)**

Mean: 4.65 Median: 4.79 All Faculties: 4.16  
Std. dev.: 0.59 S.I.R: 0.42 Business and Economics: 4.12

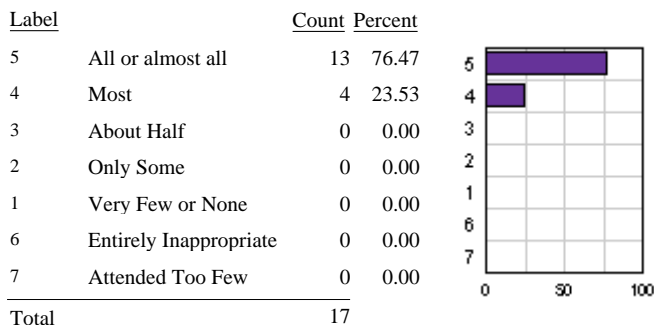
4.7 Supplementary materials referenced during each lecture (eg. articles or books other than prescribed texts) were available for student use (eg. library or department copies, handouts).



**Overall Median (2009)**

Mean: 4.94 Median: 4.97 All Faculties: 4.14  
Std. dev.: 0.24 S.I.R: 0.27 Business and Economics: 4.06

5.3 I could comprehend the language and vocabulary used by the lecturer.

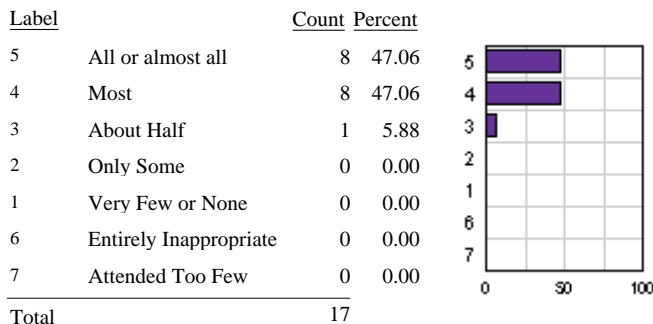


**Overall Median (2009)**

Mean: 4.76 Median: 4.85 All Faculties: 4.40  
Std. dev.: 0.42 S.I.R: 0.33 Business and Economics: 4.29

**5 Physical aspects of presentation**

5.1 The lecturer's pace of presentation allowed me to think about the content as it was presented.



**Overall Median (2009)**

Mean: 4.41 Median: 4.44 All Faculties: 4.13  
Std. dev.: 0.60 S.I.R: 0.53 Business and Economics: 4.07

Academic: Simon Angus

Department: Economics

Subject: ECC3860 — Integrated Economic Modelling

Questionnaire: Lecturing

Administered: Semester 2, 2010 08:00 AM

No of students Enrolled: 28

No Questionnaires Completed: 17

Page: 6 of 6

### General Comments

- 1 Simon is an excellent presenter and very passionate about the topics we covered, and in encouraging the class to engage with the subject matter.
- 2 You're an awesome lecturer Simon. I wish you taught more subjects! Keep up the good work and one day you'll win the battle against inferior traditional economics! and if you make a textbook, i'll buy one.  
Your lectures covered some pretty complex ideas like chaos, edge of chaos. They were hard to fully comprehend in just one one hour lecture. Maybe more time needs to spent on these topics?
- 3 Enthusiastic and interesting - Economics needs more teaching staff like this!
- 4 Your lectures are really good, thanks for putting so much effort into them!
- 5 Simon is awesome :)
- 6 Good work
- 7 Although Simon is very enthusiastic and is a good speaker, It was difficult to learn some concepts. I found that his lecture slides had insufficient text to follow what he was conveying. There were too many illustrations, graphs, examples with little text to completely understand the ideas he was trying to convey. This made revision difficult as often it becomes a challenge to see what to 'take home' from the lecture. Furthermore I found that he did not draw attention to the important aspects/concepts of his material. Sometimes I could understand the example he was using but I was confused as to how this was related and relevant to the course. The main concepts that one should take from a lecture was poorly highlighted.
- 8 Great lecturing style. Great use of technology.
- 9 I found the concepts and ideas that we developed very interesting, however, being new to programming I found it very difficult as to how to incorporate these into NetLogo. For the amount of credit given to our assignments (55%) I felt that there were unreasonable expectations of what we were capable of in NetLogo.
- 10 A very enthusiastic lecturer, who is very interested in the material that he is presenting which encourages the same engagement in the students. My attention was constantly engaged in the lecture, and I attribute this to the lecturing style (as I am easily distracted in lectures). Although the lecture material was often difficult, Simon managed to clear up all tricky concepts. Easily the best lecturer encountered at the university so far.
- 11 Considering it was the first run of the unit everything was very coherent and organised. Such a broad field and yet a number of important areas were introduced such that agent based modeling and complex systems were shown in a good light.