

# Prosperity, Poverty And Sustainability In A Globalised World - ECC2800 - Unit Evaluation Report

## FACULTY OF BUSINESS AND ECONOMICS

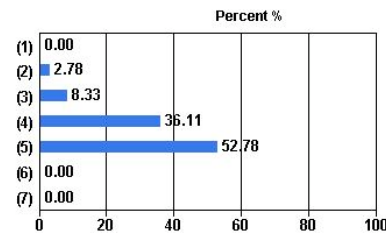
Number of Students Enrolled: 63  
 Administered: Semester 1, 2011 - WEB

Overall response: 57.14%  
 Number of questionnaires completed: 36

### University Wide Items

#### 1. The unit enabled me to achieve its learning objectives

Response Scale	Responses	Percent
(1) Strongly disagree	0	0.00%
(2) Disagree	1	2.78%
(3) Neutral	3	8.33%
(4) Agree	13	36.11%
(5) Strongly agree	19	52.78%
(6) Not applicable	0	0.00%
(7) Don't know	0	0.00%
Total (N)	36	100.00%

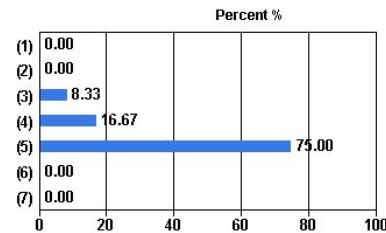


Campus	Median
Clayton	4.55

Median: 4.55  
 Mean: 4.39

#### 2. I found the unit to be intellectually stimulating

Response Scale	Responses	Percent
(1) Strongly disagree	0	0.00%
(2) Disagree	0	0.00%
(3) Neutral	3	8.33%
(4) Agree	6	16.67%
(5) Strongly agree	27	75.00%
(6) Not applicable	0	0.00%
(7) Don't know	0	0.00%
Total (N)	36	100.00%



Campus	Median
Clayton	4.83

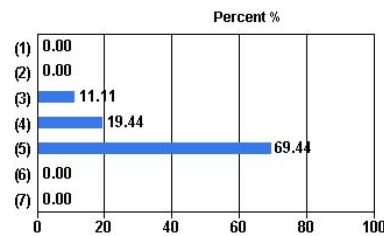
Median: 4.83  
 Mean: 4.67

## Prosperity, Poverty And Sustainability In A Globalised World - ECC2800 - Unit Evaluation Report

Administered: Semester 1, 2011 - WEB

### 3. The learning resources in this unit supported my studies

Response Scale	Responses	Percent
(1) Strongly disagree	0	0.00%
(2) Disagree	0	0.00%
(3) Neutral	4	11.11%
(4) Agree	7	19.44%
(5) Strongly agree	25	69.44%
(6) Not applicable	0	0.00%
(7) Don't know	0	0.00%
Total (N)	36	100.00%

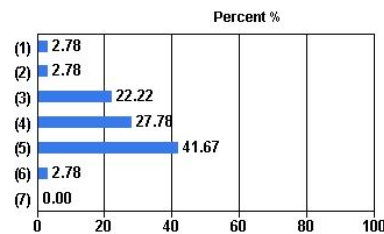


Campus	Median
Clayton	4.78

Median: 4.78  
Mean: 4.58

### 4. The feedback I received in this unit was useful

Response Scale	Responses	Percent
(1) Strongly disagree	1	2.78%
(2) Disagree	1	2.78%
(3) Neutral	8	22.22%
(4) Agree	10	27.78%
(5) Strongly agree	15	41.67%
(6) Not applicable	1	2.78%
(7) Don't know	0	0.00%
Total (N)	36	100.00%

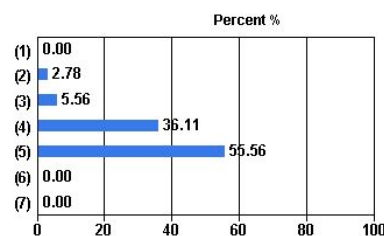


Campus	Median
Clayton	4.25

Median: 4.25  
Mean: 4.06

### 5. Overall I was satisfied with the quality of this unit

Response Scale	Responses	Percent
(1) Strongly disagree	0	0.00%
(2) Disagree	1	2.78%
(3) Neutral	2	5.56%
(4) Agree	13	36.11%
(5) Strongly agree	20	55.56%
(6) Not applicable	0	0.00%
(7) Don't know	0	0.00%
Total (N)	36	100.00%



Campus	Median
Clayton	4.60

Median: 4.60  
Mean: 4.44