

Prosperity, Poverty And Sustainability In A Globalised World - ECC2800 - Unit Evaluation Report

FACULTY OF BUSINESS AND ECONOMICS

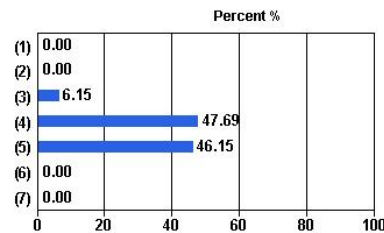
Number of Students Enrolled: 88
 Administered: Semester 1, 2010 - PAPER

Overall response: 73.86%
 Number of questionnaires completed: 65

University Wide Items

1. The unit enabled me to achieve its learning objectives

Response Scale	Responses	Percent
(1) Strongly disagree	0	0.00%
(2) Disagree	0	0.00%
(3) Neutral	4	6.15%
(4) Agree	31	47.69%
(5) Strongly agree	30	46.15%
(6) Not applicable	0	0.00%
(7) Don't know	0	0.00%
Total (N)	65	100.00%

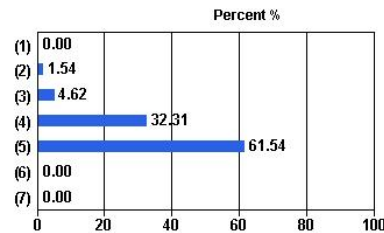


Campus	Median
Clayton	4.42

Median: 4.42
 Mean: 4.40

2. I found the unit to be intellectually stimulating

Response Scale	Responses	Percent
(1) Strongly disagree	0	0.00%
(2) Disagree	1	1.54%
(3) Neutral	3	4.62%
(4) Agree	21	32.31%
(5) Strongly agree	40	61.54%
(6) Not applicable	0	0.00%
(7) Don't know	0	0.00%
Total (N)	65	100.00%



Campus	Median
Clayton	4.69

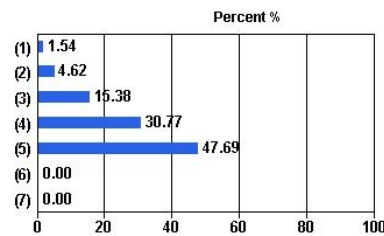
Median: 4.69
 Mean: 4.54

Prosperity, Poverty And Sustainability In A Globalised World - ECC2800 - Unit Evaluation Report

Administered: Semester 1, 2010 - PAPER

3. The learning resources in this unit supported my studies

Response Scale	Responses	Percent
(1) Strongly disagree	1	1.54%
(2) Disagree	3	4.62%
(3) Neutral	10	15.38%
(4) Agree	20	30.77%
(5) Strongly agree	31	47.69%
(6) Not applicable	0	0.00%
(7) Don't know	0	0.00%
Total (N)	65	100.00%

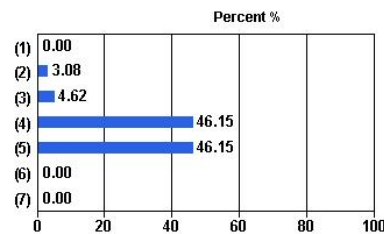


Campus	Median
Clayton	4.43

Median: 4.43
Mean: 4.18

4. The feedback I received in this unit was useful

Response Scale	Responses	Percent
(1) Strongly disagree	0	0.00%
(2) Disagree	2	3.08%
(3) Neutral	3	4.62%
(4) Agree	30	46.15%
(5) Strongly agree	30	46.15%
(6) Not applicable	0	0.00%
(7) Don't know	0	0.00%
Total (N)	65	100.00%

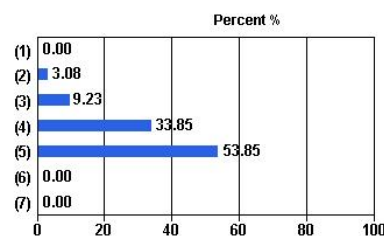


Campus	Median
Clayton	4.42

Median: 4.42
Mean: 4.35

5. Overall I was satisfied with the quality of this unit

Response Scale	Responses	Percent
(1) Strongly disagree	0	0.00%
(2) Disagree	2	3.08%
(3) Neutral	6	9.23%
(4) Agree	22	33.85%
(5) Strongly agree	35	53.85%
(6) Not applicable	0	0.00%
(7) Don't know	0	0.00%
Total (N)	65	100.00%



Campus	Median
Clayton	4.57

Median: 4.57
Mean: 4.38