

Dear Simon Angus

MonQueST Report - Semester 1, 2009

Enclosed is the MonQueST report for the recent evaluation you had completed. Included in this report are the comments that were recorded in the evaluation.

**MonQueST Summary Profiles (Overall Averages)**

MonQueST Summary Profiles are also available to help guide interpretation of individual results. The purpose of summary profiles is to provide teaching staff with data showing the ratings obtained on a MonQueST evaluation as a comparison between any one individual and all MonQueST users across the university and within any one faculty. Summary Profiles are available at the following link:

<http://www.adm.monash.edu.au/cheq/evaluations/monquest/profiles/index.html>

**Feedback**

Please also find a feedback form seeking your input on your experience of CHEQ's evaluation services. On completing the form please return it to CHEQ at the address indicated on the form.

**Queries**

If you have any further queries or concerns, please contact the Centre for Higher Education Quality (Evaluations Unit) on +61 3 9905 5143 or email [evaluations@adm.monash.edu.au](mailto:evaluations@adm.monash.edu.au)

Yours sincerely



Mr Phillip Adams  
Evaluations Manager

**Centre for Higher Education Quality**

Building 3A, Clayton Campus, Monash University, Victoria 3800, Australia

Telephone +61 3 9905 9165 Facsimile +61 3 9905 9186

Email: [cheq@adm.monash.edu.au](mailto:cheq@adm.monash.edu.au)

[www.adm.monash.edu.au/cheq/](http://www.adm.monash.edu.au/cheq/)

ABN 12 377 614 012 CRICOS provider number 00008C

## Centre for Higher Education Quality

### Evaluation of Services - MonQueST

Please provide us with your feedback on the **MonQueST** process and service.  
Please tick appropriate response box.

		STRONGLY AGREE	AGREE	DISAGREE	STRONGLY DISAGREE	NOT APPLICABLE
1.	I was able to access the relevant areas of the website for my evaluation.					
2.	I found the evaluation information on the website useful.					
3.	My queries were handled courteously.					
4.	I was referred to the appropriate people when queries could not be answered.					
5.	I am satisfied with the advice provided on my queries.					
6.	I obtained my evaluation report in an acceptable time.					
7.	I find the evaluation reports easy to understand.					
8.	Overall, I am satisfied with the quality of services and advice provided.					

**What did you find were the best aspects when dealing with the Evaluations area of CHEQ?**

**What could have been done differently to better meet your needs?**

**Other Comments:**

**THANK YOU FOR YOUR FEEDBACK**

Please return to:  
CHEQ Evaluations, Building 3b Room G04, Monash University, Clayton Campus

Academic: Simon Angus

Department: Economics

Subject: ECC2800 — Prosperity, Poverty And Sustainability In A Globalised World

No of students Enrolled: 80

No Questionnaires Completed: 25

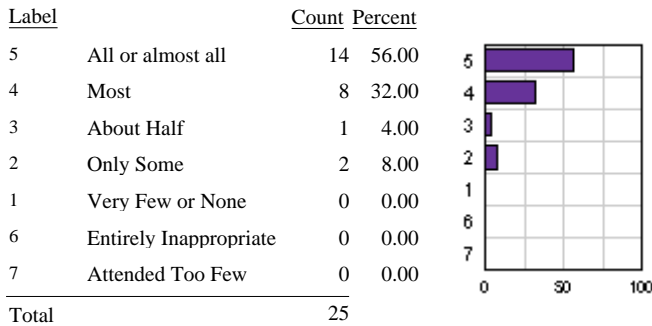
Questionnaire: Lecturing

Page: 3 of 8

Administered: Semester 1, 2009 09:00 AM

**1 The Organisation and structure of the lectures**

1.1 During each lecture, the lecturer described what students were expected to learn from that lecture.

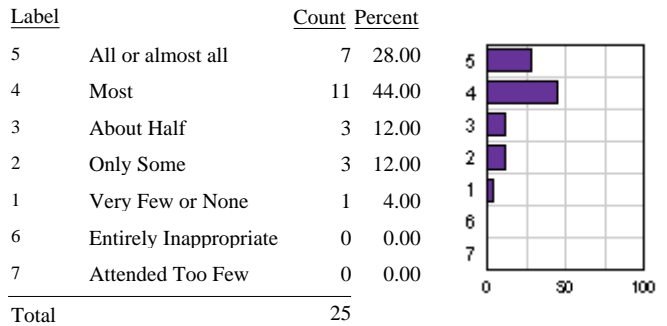


**Overall Median (2008)**

Mean: 4.36    Median: 4.61    All Faculties: 4.32  
Std. dev.: 0.89    S.I.R: 0.57    Business and Economics: 4.27

**2 Effects on your learning and understanding**

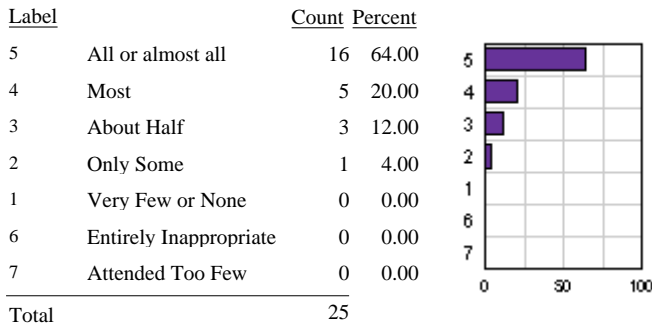
2.1 The lecturer's explanations and arguments built on concepts and ideas that I had previously learned, or with which I was already familiar.



**Overall Median (2008)**

Mean: 3.80    Median: 4.00    All Faculties: 3.96  
Std. dev.: 1.10    S.I.R: 0.68    Business and Economics: 3.92

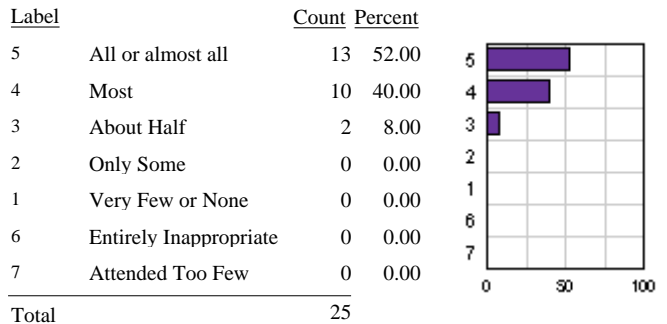
1.2 The topic of each lecture in the series was indicated by the end of the first week of that series.



**Overall Median (2008)**

Mean: 4.44    Median: 4.72    All Faculties: 4.32  
Std. dev.: 0.85    S.I.R: 0.58    Business and Economics: 4.25

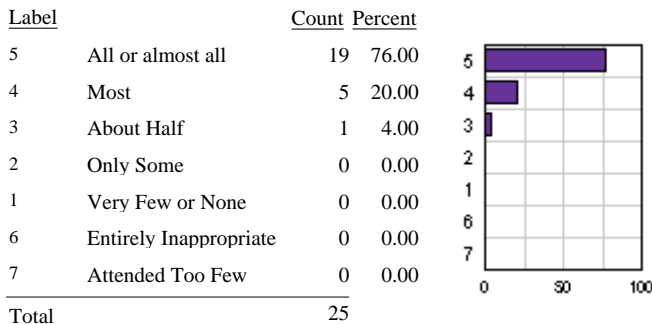
2.2 Each lecture was presented in a way that helped me to see how its sections were interrelated or connected.



**Overall Median (2008)**

Mean: 4.44    Median: 4.54    All Faculties: 4.10  
Std. dev.: 0.64    S.I.R: 0.55    Business and Economics: 4.03

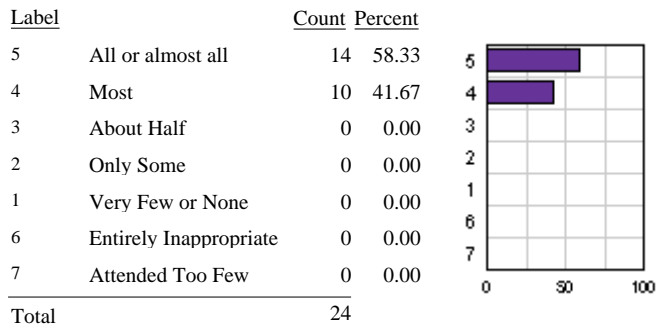
1.3 The sequential position of each lecture contributed to the coherent and logical development of the unit overall.



**Overall Median (2008)**

Mean: 4.72    Median: 4.84    All Faculties: 4.28  
Std. dev.: 0.53    S.I.R: 0.33    Business and Economics: 4.20

2.3 The lecturer drew the students' attention to important ideas or information.



**Overall Median (2008)**

Mean: 4.58    Median: 4.64    All Faculties: 4.23  
Std. dev.: 0.49    S.I.R: 0.49    Business and Economics: 4.13

Academic: Simon Angus

Department: Economics

Subject: ECC2800 — Prosperity, Poverty And Sustainability In A Globalised World

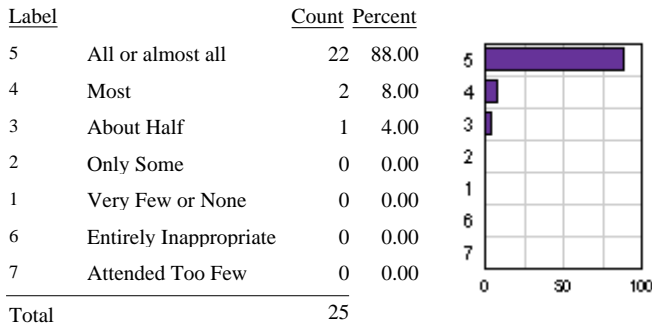
No of students Enrolled: 80  
No Questionnaires Completed: 25

Questionnaire: Lecturing

Page: 4 of 8

Administered: Semester 1, 2009 09:00 AM

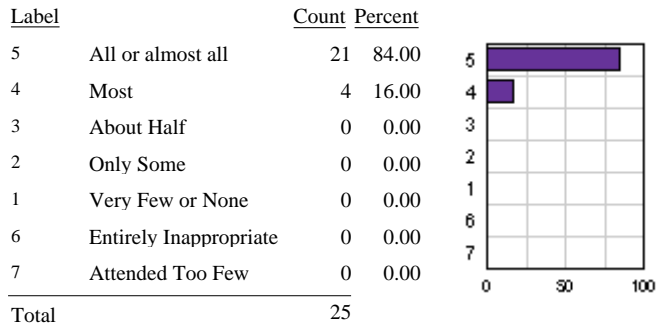
2.4 The lecturer illustrated points and ideas with examples, applications, or analogies.



Overall Median (2008)

Mean: 4.84    Median: 4.93    All Faculties: 4.31  
Std. dev.: 0.46    S.I.R: 0.28    Business and Economics: 4.22

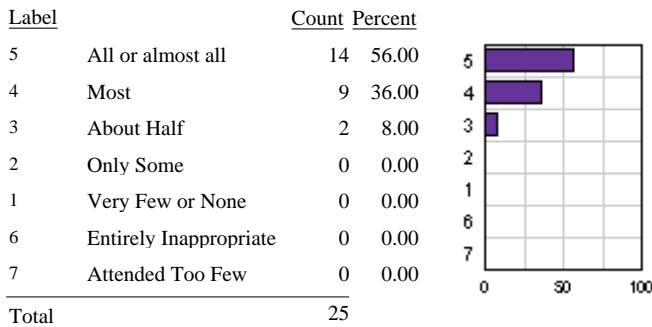
2.7 The lecturer's visual presentations (eg. drawings, charts, diagrams, graphics, schematics) assisted my understanding of lecture content.



Overall Median (2008)

Mean: 4.84    Median: 4.90    All Faculties: 4.10  
Std. dev.: 0.37    S.I.R: 0.30    Business and Economics: 4.00

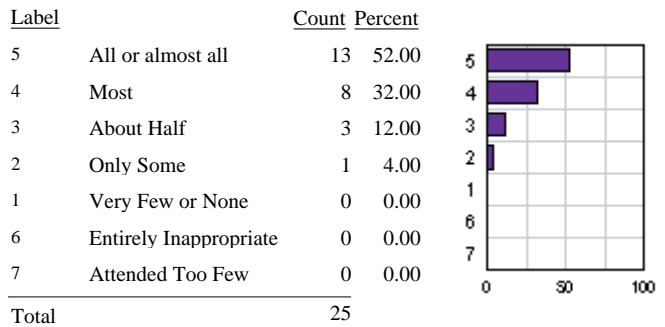
2.5 The examples, applications, or analogies that were used prompted me to make new connections or interpretations.



Overall Median (2008)

Mean: 4.48    Median: 4.61    All Faculties: 4.01  
Std. dev.: 0.64    S.I.R: 0.54    Business and Economics: 3.95

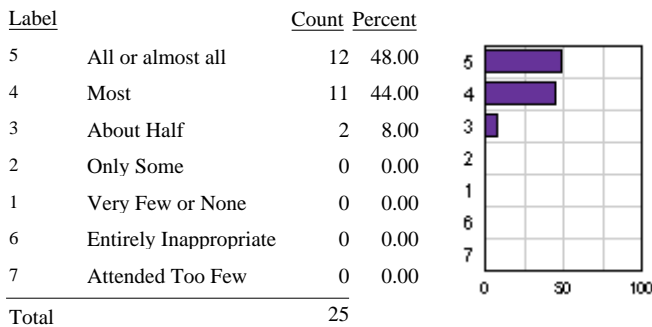
2.8 The lecturer made suggestions as to how students might think about or learn the material presented.



Overall Median (2008)

Mean: 4.32    Median: 4.54    All Faculties: 3.94  
Std. dev.: 0.84    S.I.R: 0.62    Business and Economics: 3.90

2.6 The lecturer related the material to that presented in other parts of the unit (eg. assignment topics, tutorials, other lectures).

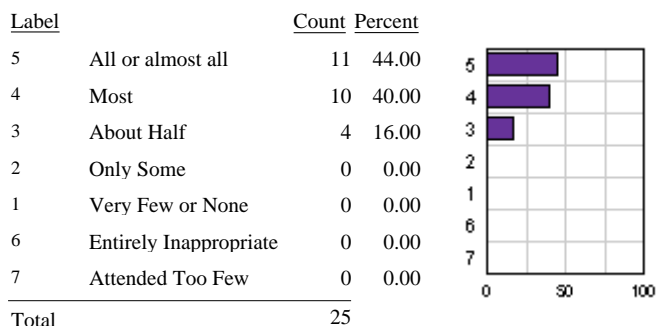


Overall Median (2008)

Mean: 4.40    Median: 4.45    All Faculties: 4.04  
Std. dev.: 0.63    S.I.R: 0.55    Business and Economics: 4.01

### 3 Your levels of interest and motivation

3.1 My attention or interest was sustained during each lecture.



Overall Median (2008)

Mean: 4.28    Median: 4.35    All Faculties: 3.78  
Std. dev.: 0.72    S.I.R: 0.60    Business and Economics: 3.72

Academic: Simon Angus

Department: Economics

Subject: ECC2800 — Prosperity, Poverty And Sustainability In A Globalised World

No of students Enrolled: 80  
No Questionnaires Completed: 25

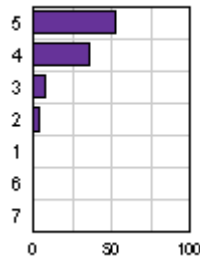
Questionnaire: Lecturing

Page: 5 of 8

Administered: Semester 1, 2009 09:00 AM

3.2 I found myself wanting to learn more about, or to develop further, ideas presented in each lecture.

Label	Count	Percent
5 All or almost all	13	52.00
4 Most	9	36.00
3 About Half	2	8.00
2 Only Some	1	4.00
1 Very Few or None	0	0.00
6 Entirely Inappropriate	0	0.00
7 Attended Too Few	0	0.00
<b>Total</b>	<b>25</b>	



**Overall Median (2008)**

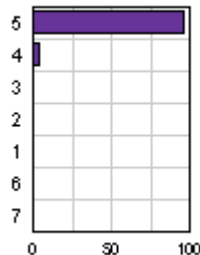
Mean: 4.36    Median: 4.54    All Faculties: 3.69  
Std. dev.: 0.79    S.I.R.: 0.58    Business and Economics: 3.64

Mean: 4.84    Median: 4.93    All Faculties: 4.44  
Std. dev.: 0.46    S.I.R.: 0.28    Business and Economics: 4.31

**4 The lecturer's interaction and motivation**

4.1 The lecturer appeared enthusiastic about the task of lecturing.

Label	Count	Percent
5 All or almost all	24	96.00
4 Most	1	4.00
3 About Half	0	0.00
2 Only Some	0	0.00
1 Very Few or None	0	0.00
6 Entirely Inappropriate	0	0.00
7 Attended Too Few	0	0.00
<b>Total</b>	<b>25</b>	

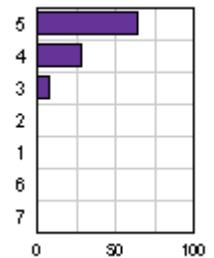


**Overall Median (2008)**

Mean: 4.96    Median: 4.98    All Faculties: 4.41  
Std. dev.: 0.20    S.I.R.: 0.26    Business and Economics: 4.29

4.3 The lecturer's responses to student questions were focused on resolving those questions.

Label	Count	Percent
5 All or almost all	16	64.00
4 Most	7	28.00
3 About Half	2	8.00
2 Only Some	0	0.00
1 Very Few or None	0	0.00
6 Entirely Inappropriate	0	0.00
7 Attended Too Few	0	0.00
<b>Total</b>	<b>25</b>	



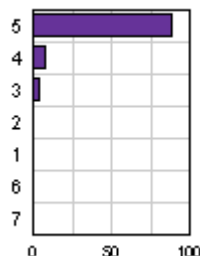
**Overall Median (2008)**

Mean: 4.56    Median: 4.72    All Faculties: 4.36  
Std. dev.: 0.64    S.I.R.: 0.50    Business and Economics: 4.24

4.4 There was opportunity for students to clarify possible misunderstandings of lecture content, either during each lecture or at some time shortly afterwards.

4.2 The lecturer reacted positively to students' comments or questions during lectures.

Label	Count	Percent
5 All or almost all	22	88.00
4 Most	2	8.00
3 About Half	1	4.00
2 Only Some	0	0.00
1 Very Few or None	0	0.00
6 Entirely Inappropriate	0	0.00
7 Attended Too Few	0	0.00
<b>Total</b>	<b>25</b>	



**Overall Median (2008)**

Mean: 4.80    Median: 4.90    All Faculties: 4.33  
Std. dev.: 0.49    S.I.R.: 0.30    Business and Economics: 4.20

Academic: Simon Angus

Department: Economics

Subject: ECC2800 — Prosperity, Poverty And Sustainability In A Globalised World

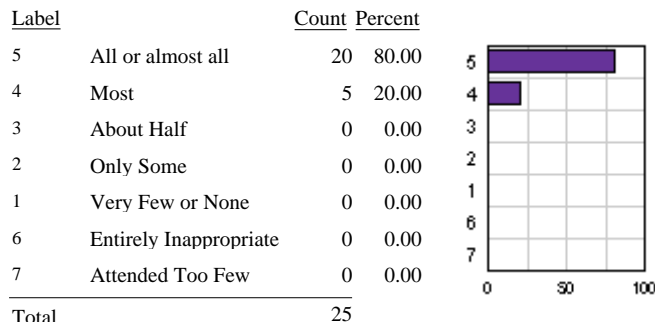
No of students Enrolled: 80  
No Questionnaires Completed: 25

Questionnaire: Lecturing

Page: 6 of 8

Administered: Semester 1, 2009 09:00 AM

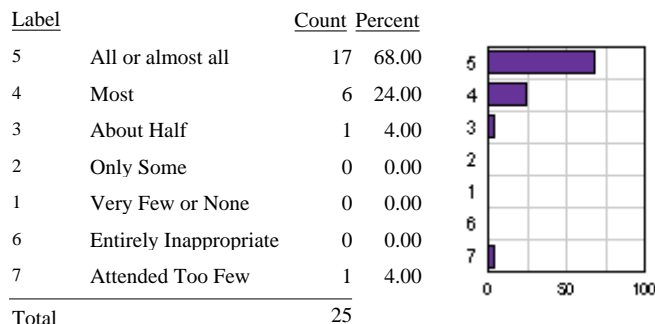
4.5 The lecturer appeared willing to assist students (either during or outside lectures) with difficulties that they had with lecture content.



**Overall Median (2008)**

Mean: 4.80 Median: 4.88 All Faculties: 4.43  
Std. dev.: 0.40 S.I.R: 0.31 Business and Economics: 4.31

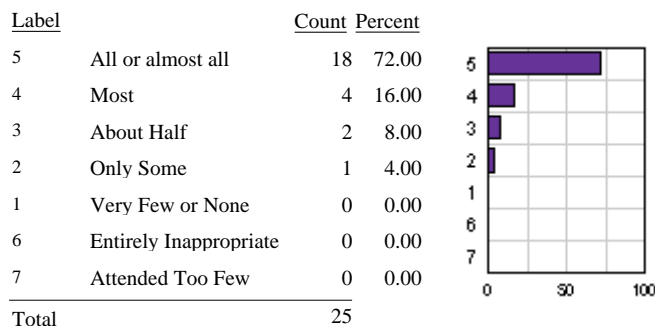
4.6 It was possible for me to consult the lecturer out of class about each lecture.



**Overall Median (2008)**

Mean: 4.67 Median: 4.79 All Faculties: 4.31  
Std. dev.: 0.55 S.I.R: 0.41 Business and Economics: 4.19

4.7 Supplementary materials referenced during each lecture (eg. articles or books other than prescribed texts) were available for student use (eg. library or department copies, handouts).

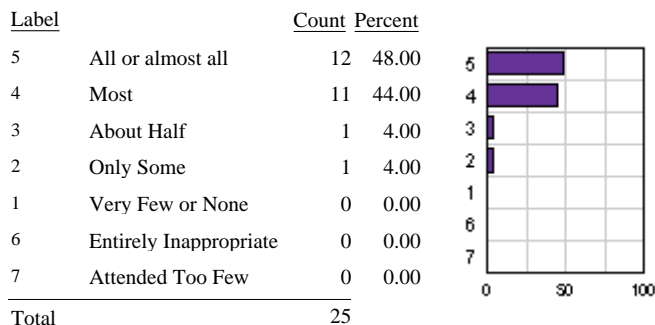


**Overall Median (2008)**

Mean: 4.56 Median: 4.81 All Faculties: 4.11  
Std. dev.: 0.80 S.I.R: 0.42 Business and Economics: 4.03

**5 Physical aspects of presentation**

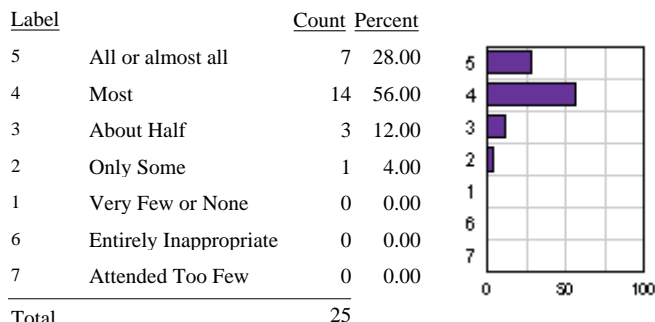
5.1 The lecturer's pace of presentation allowed me to think about the content as it was presented.



**Overall Median (2008)**

Mean: 4.36 Median: 4.45 All Faculties: 4.10  
Std. dev.: 0.74 S.I.R: 0.55 Business and Economics: 4.04

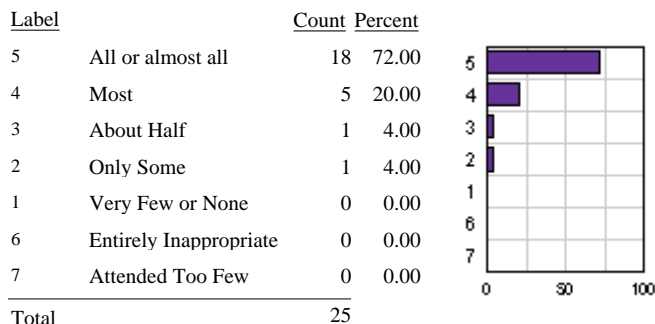
5.2 The lecturer's pace of presentation allowed me to take adequate notes.



**Overall Median (2008)**

Mean: 4.08 Median: 4.11 All Faculties: 4.12  
Std. dev.: 0.74 S.I.R: 0.47 Business and Economics: 4.09

5.3 I could comprehend the language and vocabulary used by the lecturer.



**Overall Median (2008)**

Mean: 4.60 Median: 4.81 All Faculties: 4.39  
Std. dev.: 0.75 S.I.R: 0.40 Business and Economics: 4.28

Academic: Simon Angus

Department: Economics

Subject: ECC2800 — Prosperity, Poverty And Sustainability In A Globalised  
World

No of students Enrolled: 80

No Questionnaires Completed: 25

Questionnaire: Lecturing

Page: 7 of 8

Administered: Semester 1, 2009 09:00 AM

### General Comments

- 1 This is the most well presented set of lectures I attended, the lecture material is fantastic and the lecturer has an innate ability to present information in a clear and concise manner.
- 2 He loves what he does!
- 3 One of the best lecturers i have had - passionate about the topic, really willing to take questions and ask for clarity at any time and provide further out of class assistance, well structured and logically presented lectures using the wide range of technology available to assist in learning. Cheers! This is why i left Sydney Uni and came to Monash!
- 4 Outstanding - without doubt one of, if not the single best, lecturer i have come across in my 4 years at Monash. Also improved significantly since I had him last year, not that I thought that was necessary or possible.
- 5 Excellent structure and explanation of each lecture topic and how it linked overall to the structure of the unit. Also high level of interactive, modern software utilised efficiently and effectively.
- 6 The use of graphics/diagrams/visual stuff was great. Would be good if it could be better integrated with the slides on Blackboard so that I don't have to jump back and forth trying to figure out what picture goes with what slide when I'm listening/relistening at home. (I appreciate that this is new software you're not entirely familiar with). Also I've heard from students at other unis that for highly visual subjects like this one, the lectures available for listening online are 'graphic' recordings, in that the lecturer's notations and scribbles come up on the slides as they talk. This would make it easier to make sense of some of the highly highly scribbled on slides because you could see the scribble as it related to a particular part of the talking!

Additionally, many of the headings and sub-headings for the lecture notes made nice sense as you presented them in the lecture, but reading back over them later they were a little bit cryptic. ie. "a wave of interest", "an influential plot", "rich countries and the hockey stick?". They needed to be fleshed out more. But perhaps you saw that as the job of the note taker during the lecture itself.. fair enough.

But overall, you're probably the best lecturer I've had, very enthusiastic, make the subject interesting and enjoyable. Thankyou. :)

- 7 Simon explained the concepts contained within his lectures in a way that was a lot more easy to understand than compared to some of the texts provided for readings. Which was a very good thing! However, one thing that Simon could improve on is make more connections to the things we have done in past lectures. Maybe its just me, but I tend to concentrate or get lost in the details of the information provided and therefore to gain a better understanding of the topic, perhaps Simon could make more links with these theories and details, to the bigger picture of the topic itself.
- 8 the readings and links in the blackboard are very helpful during my learning. drawing graphs during lecturing makes the theorys more interesting and much easier to understand. the duscission log also creat a way for us to help each other and gain more ideas which is very useful.
- 9 very happy with this unit apart from the 2hr lecture/tute  
i have a long day and am very tired so struggle to sustain 2 hrs of focus.
- 10 A brilliant job by an enthusiastic teacher who obviously loves his work! Thanks for the best unit I've yet taken at uni Simon!
- 11 Very engaging lectures. Use of "white-board" slides made lectures a lot easier to follow.
- 12 - I enjoyed learning about aid, MDGs, Sachs and Easterly much more than Solow and developed world development theories  
- Preferred listening online to content than being present in class because i could pause the lecture to write adequate notes and enjoy and understand the content more  
- This class has changed my attitude towards aid and has also potentially changed my future career path  
- Favourite class in all 4 years at Monash

Academic: Simon Angus

Department: Economics

Subject: ECC2800 — Prosperity, Poverty And Sustainability In A Globalised  
World

No of students Enrolled: 80

No Questionnaires Completed: 25

Questionnaire: Lecturing

Page: 8 of 8

Administered: Semester 1, 2009 09:00 AM

- 13 i think he is a great lecturer and is truely interested in what he is teaching...very knowledged in the topics and open to discuss with students, great!
- 14 very enthusiastic, interested, great use of visual aids, well set out lecture notes and his passion for the subject shows in his teaching. Best I've ever had.
- 15 Simon Angus is an excellent and enthusiastic lecturer. By the way he teach, he explain, he really make students want to learn more about the topics