

# Prosperity, Poverty And Sustainability In A Globalised World - APG5429 - Unit Evaluation Report

## FACULTY OF ARTS

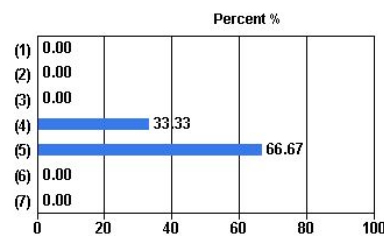
Number of Students Enrolled: 6  
Administered: Semester 1, 2011 - WEB

Overall response: 50.00%  
Number of questionnaires completed: 3

### University Wide Items

#### 1. The unit enabled me to achieve its learning objectives

Response Scale	Responses	Percent
(1) Strongly disagree	0	0.00%
(2) Disagree	0	0.00%
(3) Neutral	0	0.00%
(4) Agree	1	33.33%
(5) Strongly agree	2	66.67%
(6) Not applicable	0	0.00%
(7) Don't know	0	0.00%
Total (N)	3	100.00%

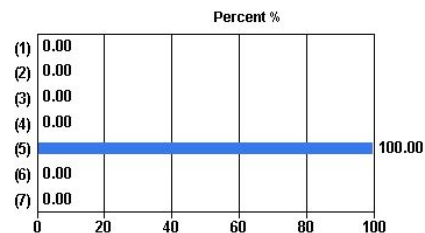


Campus	Median
Clayton	4.75

Median: 4.75  
Mean: 4.67

#### 2. I found the unit to be intellectually stimulating

Response Scale	Responses	Percent
(1) Strongly disagree	0	0.00%
(2) Disagree	0	0.00%
(3) Neutral	0	0.00%
(4) Agree	0	0.00%
(5) Strongly agree	3	100.00%
(6) Not applicable	0	0.00%
(7) Don't know	0	0.00%
Total (N)	3	100.00%



Campus	Median
Clayton	5.00

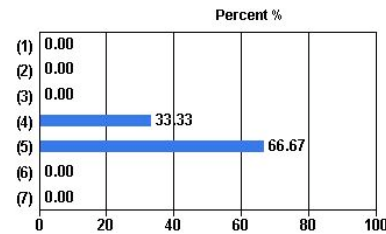
Median: 5.00  
Mean: 5.00

## Prosperity, Poverty And Sustainability In A Globalised World - APG5429 - Unit Evaluation Report

Administered: Semester 1, 2011 - WEB

### 3. The learning resources in this unit supported my studies

Response Scale	Responses	Percent
(1) Strongly disagree	0	0.00%
(2) Disagree	0	0.00%
(3) Neutral	0	0.00%
(4) Agree	1	33.33%
(5) Strongly agree	2	66.67%
(6) Not applicable	0	0.00%
(7) Don't know	0	0.00%
Total (N)	3	100.00%

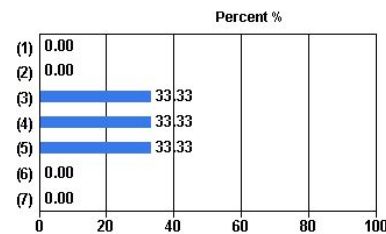


Campus	Median
Clayton	4.75

Median: 4.75  
Mean: 4.67

### 4. The feedback I received in this unit was useful

Response Scale	Responses	Percent
(1) Strongly disagree	0	0.00%
(2) Disagree	0	0.00%
(3) Neutral	1	33.33%
(4) Agree	1	33.33%
(5) Strongly agree	1	33.33%
(6) Not applicable	0	0.00%
(7) Don't know	0	0.00%
Total (N)	3	100.00%

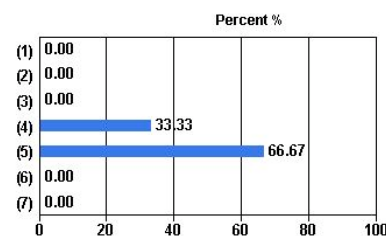


Campus	Median
Clayton	4.00

Median: 4.00  
Mean: 4.00

### 5. Overall I was satisfied with the quality of this unit

Response Scale	Responses	Percent
(1) Strongly disagree	0	0.00%
(2) Disagree	0	0.00%
(3) Neutral	0	0.00%
(4) Agree	1	33.33%
(5) Strongly agree	2	66.67%
(6) Not applicable	0	0.00%
(7) Don't know	0	0.00%
Total (N)	3	100.00%



Campus	Median
Clayton	4.75

Median: 4.75  
Mean: 4.67