

Simon Angus - Teaching Evaluation report

Prosperity, poverty and sustainability in a globalised world -
APG5429_S1-01_CLAYTON_DAY

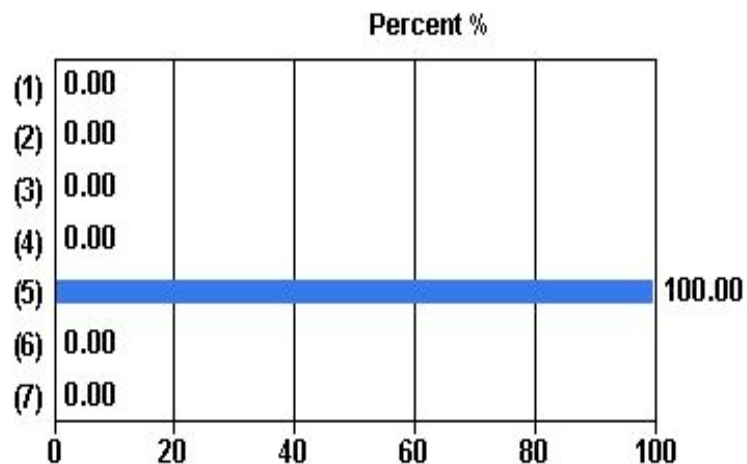
FACULTY OF ARTS

Administered: Semester 1, 2011

Number of surveys completed: 3

1. Simon Angus' explanations helped my understanding

Response scale	Responses	Percent
(1) Strongly disagree	0	0.00%
(2) Disagree	0	0.00%
(3) Neutral	0	0.00%
(4) Agree	0	0.00%
(5) Strongly Agree	3	100.00%
(6) Not Able to Assess	0	0.00%
(7) Not Applicable	0	0.00%
Total (N)	3	100.00%



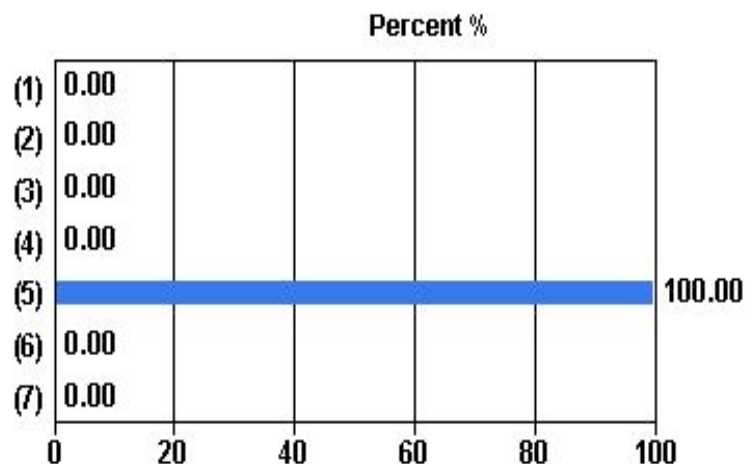
Median: 5.00 *

Mean: 5.00

Agree/Strongly Agree: 100.00 %

2. Simon Angus inspired me to learn more

Response scale	Responses	Percent
(1) Strongly disagree	0	0.00%
(2) Disagree	0	0.00%
(3) Neutral	0	0.00%
(4) Agree	0	0.00%
(5) Strongly Agree	3	100.00%
(6) Not Able to Assess	0	0.00%
(7) Not Applicable	0	0.00%
Total (N)	3	100.00%



Median: 5.00 *

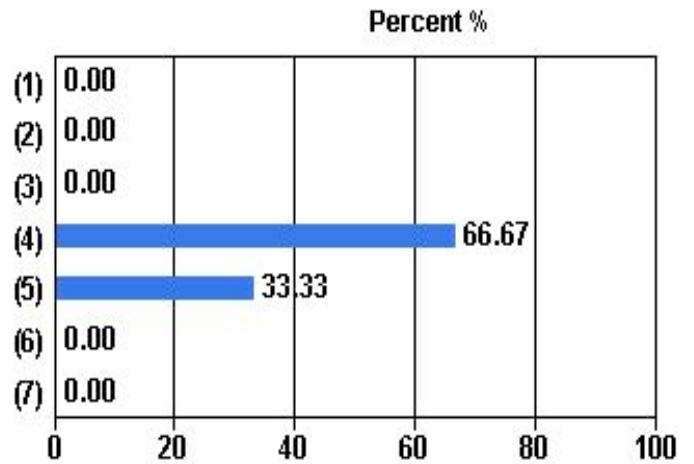
Mean: 5.00

Agree/Strongly Agree: 100.00 %

* The median shown here is calculated under the assumption that the five point scale represents a continuous random variable rather than five discrete categories. For further information on how this measure is calculated please refer to http://www.opq.monash.edu.au/mqu/evaluations/setu/setu_median_calculation.pdf

3. Simon Angus encouraged me to participate

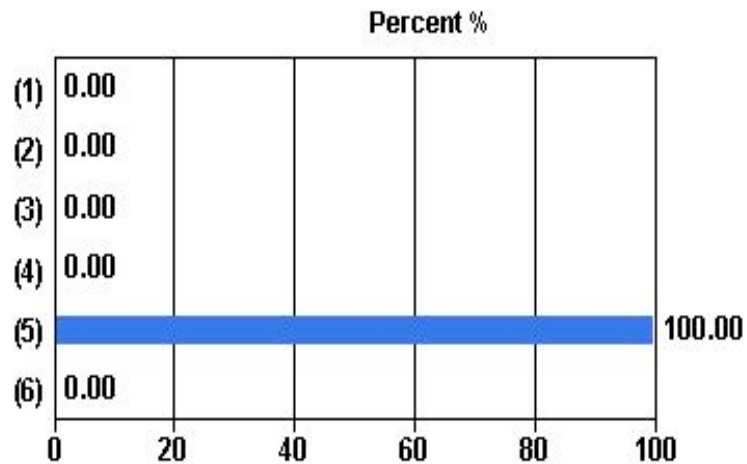
Response scale	Responses	Percent
(1) Strongly disagree	0	0.00%
(2) Disagree	0	0.00%
(3) Neutral	0	0.00%
(4) Agree	2	66.67%
(5) Strongly Agree	1	33.33%
(6) Not Able to Assess	0	0.00%
(7) Not Applicable	0	0.00%
Total (N)	3	100.00%



Median: 4.25 *
 Mean: 4.33
 Agree/Strongly Agree: 100.00 %

4. Overall, I would rate Simon Angus' teaching as:

Response scale	Responses	Percent
(1) Very Poor	0	0.00%
(2) Poor	0	0.00%
(3) Average	0	0.00%
(4) Good	0	0.00%
(5) Outstanding	3	100.00%
(6) Not Able to Assess	0	0.00%
Total (N)	3	100.00%



Median: 5.00 *
 Mean: 5.00
 Good/Outstanding: 100.00 %

* The median shown here is calculated under the assumption that the five point scale represents a continuous random variable rather than five discrete categories. For further information on how this measure is calculated please refer to http://www.opq.monash.edu.au/mqu/evaluations/setu/setu_median_calculation.pdf