

Prosperity, Poverty And Sustainability In A Globalised World - APG4429 - Unit Evaluation Report

Faculty Of Arts

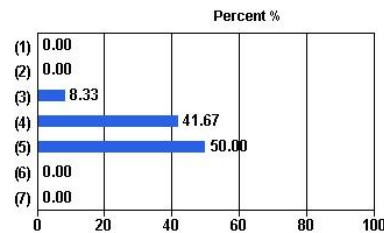
Number of Students Enrolled: 24
 Administered: Semester 1, 2012 - WEB

Overall response: 50.00%
 Number of questionnaires completed: 12

University Wide Items

1. The unit enabled me to achieve its learning objectives

| Response Scale | Responses | Percent |
|-----------------------|-----------|---------|
| (1) Strongly disagree | 0 | 0.00% |
| (2) Disagree | 0 | 0.00% |
| (3) Neutral | 1 | 8.33% |
| (4) Agree | 5 | 41.67% |
| (5) Strongly agree | 6 | 50.00% |
| (6) Not applicable | 0 | 0.00% |
| (7) Don't know | 0 | 0.00% |
| Total (N) | 12 | 100.00% |

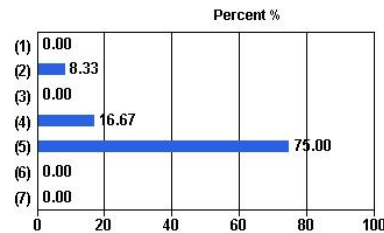


| Campus | Median |
|---------|--------|
| Clayton | 4.50 |

Median: 4.50
 Mean: 4.42

2. I found the unit to be intellectually stimulating

| Response Scale | Responses | Percent |
|-----------------------|-----------|---------|
| (1) Strongly disagree | 0 | 0.00% |
| (2) Disagree | 1 | 8.33% |
| (3) Neutral | 0 | 0.00% |
| (4) Agree | 2 | 16.67% |
| (5) Strongly agree | 9 | 75.00% |
| (6) Not applicable | 0 | 0.00% |
| (7) Don't know | 0 | 0.00% |
| Total (N) | 12 | 100.00% |



| Campus | Median |
|---------|--------|
| Clayton | 4.83 |

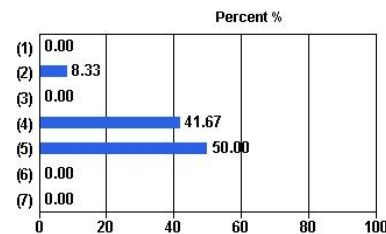
Median: 4.83
 Mean: 4.58

Prosperity, Poverty And Sustainability In A Globalised World - APG4429 - Unit Evaluation Report

Administered: Semester 1, 2012 - WEB

3. The learning resources in this unit supported my studies

| Response Scale | Responses | Percent |
|-----------------------|-----------|---------|
| (1) Strongly disagree | 0 | 0.00% |
| (2) Disagree | 1 | 8.33% |
| (3) Neutral | 0 | 0.00% |
| (4) Agree | 5 | 41.67% |
| (5) Strongly agree | 6 | 50.00% |
| (6) Not applicable | 0 | 0.00% |
| (7) Don't know | 0 | 0.00% |
| Total (N) | 12 | 100.00% |

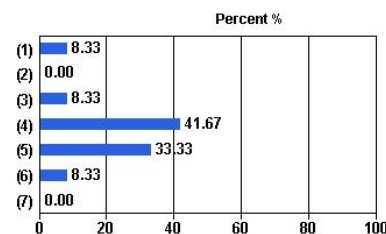


| Campus | Median |
|---------|--------|
| Clayton | 4.50 |

Median: 4.50
Mean: 4.33

4. The feedback I received in this unit was useful

| Response Scale | Responses | Percent |
|-----------------------|-----------|---------|
| (1) Strongly disagree | 1 | 8.33% |
| (2) Disagree | 0 | 0.00% |
| (3) Neutral | 1 | 8.33% |
| (4) Agree | 5 | 41.67% |
| (5) Strongly agree | 4 | 33.33% |
| (6) Not applicable | 1 | 8.33% |
| (7) Don't know | 0 | 0.00% |
| Total (N) | 12 | 100.00% |

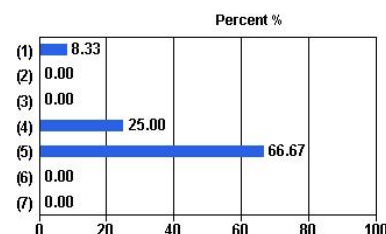


| Campus | Median |
|---------|--------|
| Clayton | 4.20 |

Median: 4.20
Mean: 4.00

5. Overall I was satisfied with the quality of this unit

| Response Scale | Responses | Percent |
|-----------------------|-----------|---------|
| (1) Strongly disagree | 1 | 8.33% |
| (2) Disagree | 0 | 0.00% |
| (3) Neutral | 0 | 0.00% |
| (4) Agree | 3 | 25.00% |
| (5) Strongly agree | 8 | 66.67% |
| (6) Not applicable | 0 | 0.00% |
| (7) Don't know | 0 | 0.00% |
| Total (N) | 12 | 100.00% |



| Campus | Median |
|---------|--------|
| Clayton | 4.75 |

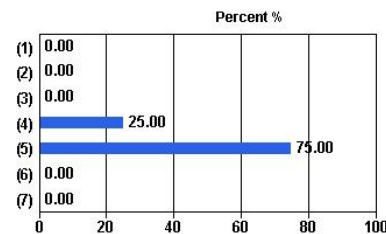
Median: 4.75
Mean: 4.42

Prosperity, Poverty And Sustainability In A Globalised World - APG4429 - Unit Evaluation Report

Administered: Semester 1, 2012 - WEB

6. The organisation and progression of the topics in this unit made sense to me

| Response Scale | Responses | Percent |
|-----------------------|-----------|---------|
| (1) Strongly disagree | 0 | 0.00% |
| (2) Disagree | 0 | 0.00% |
| (3) Neutral | 0 | 0.00% |
| (4) Agree | 3 | 25.00% |
| (5) Strongly agree | 9 | 75.00% |
| (6) Not applicable | 0 | 0.00% |
| (7) Don't know | 0 | 0.00% |
| Total (N) | 12 | 100.00% |

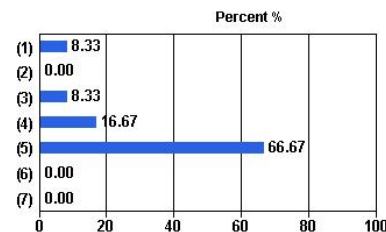


| Campus | Median |
|---------|--------|
| Clayton | 4.83 |

Median: 4.83
Mean: 4.75

7. I found the instructions and criteria for assessment tasks were clear

| Response Scale | Responses | Percent |
|-----------------------|-----------|---------|
| (1) Strongly disagree | 1 | 8.33% |
| (2) Disagree | 0 | 0.00% |
| (3) Neutral | 1 | 8.33% |
| (4) Agree | 2 | 16.67% |
| (5) Strongly agree | 8 | 66.67% |
| (6) Not applicable | 0 | 0.00% |
| (7) Don't know | 0 | 0.00% |
| Total (N) | 12 | 100.00% |

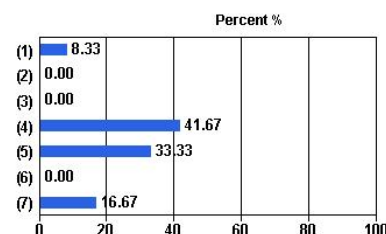


| Campus | Median |
|---------|--------|
| Clayton | 4.75 |

Median: 4.75
Mean: 4.33

8. I had sufficient access to teaching staff out of class

| Response Scale | Responses | Percent |
|-----------------------|-----------|---------|
| (1) Strongly disagree | 1 | 8.33% |
| (2) Disagree | 0 | 0.00% |
| (3) Neutral | 0 | 0.00% |
| (4) Agree | 5 | 41.67% |
| (5) Strongly agree | 4 | 33.33% |
| (6) Not applicable | 0 | 0.00% |
| (7) Don't know | 2 | 16.67% |
| Total (N) | 12 | 100.00% |



| Campus | Median |
|---------|--------|
| Clayton | 4.30 |

Median: 4.30
Mean: 4.10

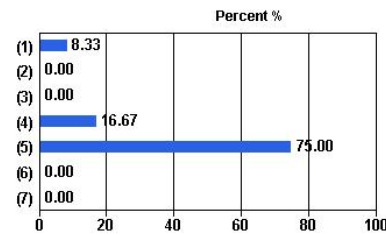
Prosperity, Poverty And Sustainability In A Globalised World - APG4429 - Unit Evaluation Report

Administered: Semester 1, 2012 - WEB

Faculty Wide Items

9. I would recommend this unit to other students

| Response Scale | Responses | Percent |
|-----------------------|-----------|---------|
| (1) Strongly disagree | 1 | 8.33% |
| (2) Disagree | 0 | 0.00% |
| (3) Neutral | 0 | 0.00% |
| (4) Agree | 2 | 16.67% |
| (5) Strongly agree | 9 | 75.00% |
| (6) Not applicable | 0 | 0.00% |
| (7) Don't know | 0 | 0.00% |
| Total (N) | 12 | 100.00% |

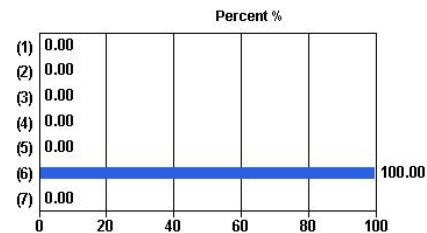


| Campus | Median |
|---------|--------|
| Clayton | 4.83 |

Median: 4.83
Mean: 4.50

10. For off campus students only: The unit was organised in ways that helped off-campus students overcome the difficulties that arise from not being able to attend on-campus classes.

| Response Scale | Responses | Percent |
|-----------------------|-----------|---------|
| (1) Strongly disagree | 0 | 0.00% |
| (2) Disagree | 0 | 0.00% |
| (3) Neutral | 0 | 0.00% |
| (4) Agree | 0 | 0.00% |
| (5) Strongly agree | 0 | 0.00% |
| (6) Not applicable | 4 | 100.00% |
| (7) Don't know | 0 | 0.00% |
| Total (N) | 4 | 100.00% |



| Campus | Median |
|---------|--------|
| Clayton | .00 |

Median: 0.00
Mean: 0.00