

Norm Do - Teaching Evaluation report

Algebra and number theory - MTH2121_S1-01_CLAYTON_DAY

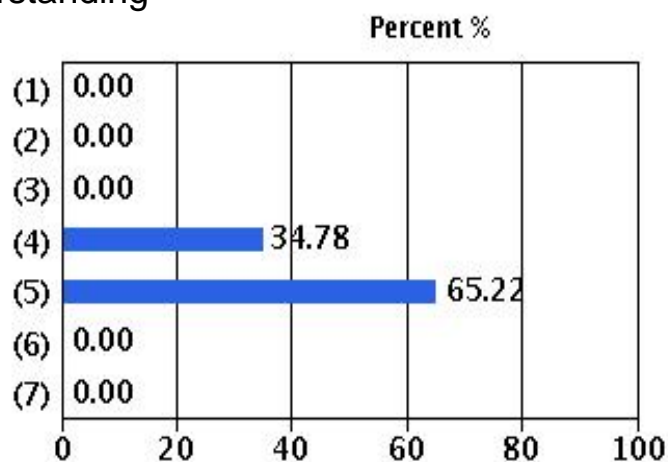
FACULTY OF SCIENCE

Administered: Semester 1, 2015
 Number of students enrolled in the unit: 44

Overall response rate: 50.00 % ^
 Surveys completed for this teacher: 23

1. Norm Do's explanations helped my understanding

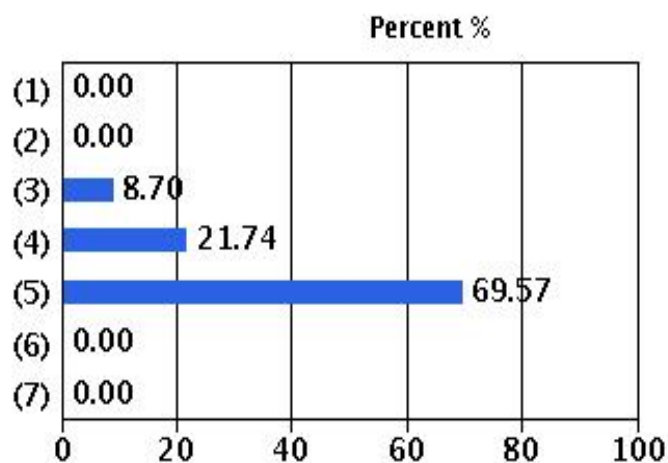
Response scale	Responses	Percent
(1) Strongly disagree	0	0.00%
(2) Disagree	0	0.00%
(3) Neutral	0	0.00%
(4) Agree	8	34.78%
(5) Strongly Agree	15	65.22%
(6) Not Able to Assess	0	0.00%
(7) Not Applicable	0	0.00%
Total (N)	23	100.00%



Median: 4.73 *
 Mean: 4.65
 Agree/Strongly Agree: 100.00 %

2. Norm Do inspired me to learn more

Response scale	Responses	Percent
(1) Strongly disagree	0	0.00%
(2) Disagree	0	0.00%
(3) Neutral	2	8.70%
(4) Agree	5	21.74%
(5) Strongly Agree	16	69.57%
(6) Not Able to Assess	0	0.00%
(7) Not Applicable	0	0.00%
Total (N)	23	100.00%



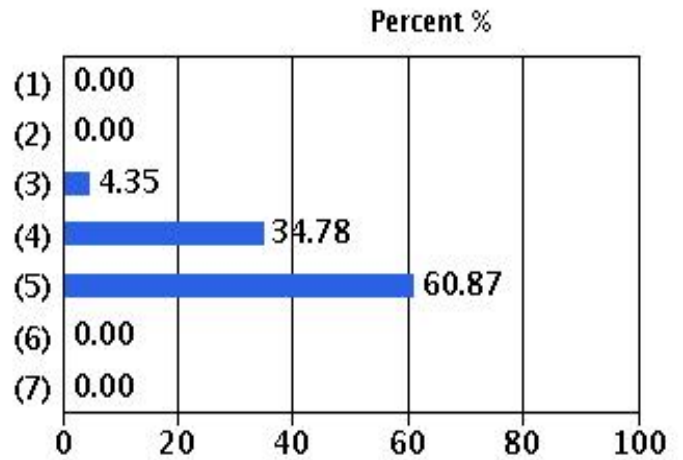
Median: 4.78 *
 Mean: 4.61
 Agree/Strongly Agree: 91.30 %

^ The response rate shown here is an overall SETU response rate for the unit offering that is based on the proportion of enrolled students that answered the 'overall satisfaction' question in the unit evaluation section of the survey. The response rate for individual teachers (i.e. the proportion of the students that they taught that answered the teaching questions) may differ.

* The median shown here is calculated under the assumption that the five point scale represents a continuous random variable rather than five discrete categories. For further information on how this measure is calculated please refer to http://www.opq.monash.edu.au/mqu/evaluations/setu/setu_median_calculation.pdf

3. Norm Do encouraged me to participate

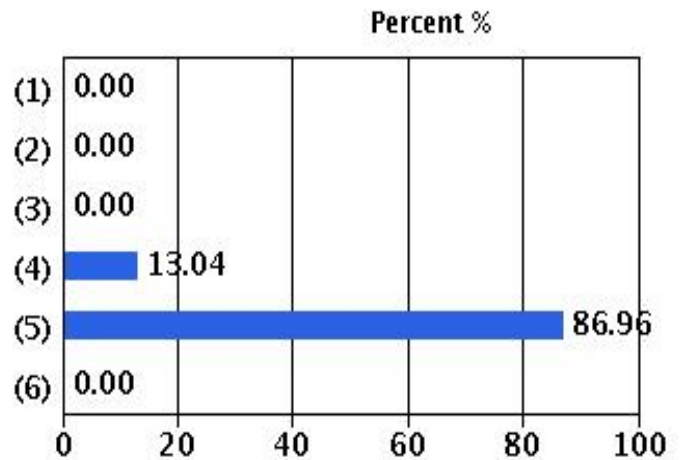
Response scale	Responses	Percent
(1) Strongly disagree	0	0.00%
(2) Disagree	0	0.00%
(3) Neutral	1	4.35%
(4) Agree	8	34.78%
(5) Strongly Agree	14	60.87%
(6) Not Able to Assess	0	0.00%
(7) Not Applicable	0	0.00%
Total (N)	23	100.00%



Median: 4.68 *
 Mean: 4.57
 Agree/Strongly Agree: 95.65 %

4. Overall, I would rate Norm Do's teaching as:

Response scale	Responses	Percent
(1) Very Poor	0	0.00%
(2) Poor	0	0.00%
(3) Average	0	0.00%
(4) Good	3	13.04%
(5) Outstanding	20	86.96%
(6) Not Able to Assess	0	0.00%
Total (N)	23	100.00%



Median: 4.92 *
 Mean: 4.87
 Good/Outstanding: 100.00 %

* The median shown here is calculated under the assumption that the five point scale represents a continuous random variable rather than five discrete categories. For further information on how this measure is calculated please refer to http://www.opq.monash.edu.au/mqu/evaluations/setu/setu_median_calculation.pdf