



LAT Light Curve Analysis

Robin Corbet
FSSC
corbet@umbc.edu




Photometry

- LAT light curves can be obtained in two basic ways:
 - Likelihood analysis
 - Aperture photometry
- Likelihood analysis has the potential for greater sensitivity. However, aperture photometry is easier and has the benefit of model independence.
- This presentation only deals with aperture photometry.




Tools Used

- Data server
- fkeypar/pget
- gtmktime
- gtselect
- gtbin
- gtexposure
- fdump + external data manipulation scripts



Steps

- It is recommended to use a script to chain together the tools.
 - `fkeypar` – determine file start and stop times
 - `gtmktime` – create good time intervals
 - `gtselect` – filter data based on zenith limit, energy, position, and event class
 - `gtbin` – make quasi-light curve (counts rather than rate)
 - `fdump` – export data
 - other tools – convert counts to rates, calculate errors




Get Photon File Start/Stop Times

```
$ fkeypar "L090923112502E0D2F37E71_PH00.fits[1]" TSTART
```

(photon start time = 266976000.)

```
$ fkeypar "L090923112502E0D2F37E71_PH00.fits[1]" TSTOP
```

(photon stop time = 275369897.)



Calculate GTIs

```
$ gtmktime scfile="L090923112502E0D2F37E71_SC00.fits" filter="(IN_SAA!=T) &&  
(angsep(RA_ZENITH,DEC_ZENITH,343.490616,16.148211)+1<105) &&  
(angsep(343.490616,16.148211,RA_SCZ,DEC_SCZ)<180)" roicut=n  
evfile="L090923112502E0D2F37E71_PH00.fits" outfile="temp2_1DAY_3C454.3"
```

Parameters specify:

- Not in SAA
- photons less than 105 degrees from zenith (+ 1 is because using a 1 degree aperture)
- photon locations less than 180 degrees center of field of view

Writes to file: temp2_1DAY_3C454.3




Filter the Photon File

```
$ gtselect zmax=105 emin=100 emax=200000 infile=temp2_1DAY_3C454.3  
outfile=temp3_1DAY_3C454.3.fits ra=343.490616 dec=16.148211 rad=1 tmin=26697  
6000. tmax=275369897. evclsmin=3 evclsmax=10
```

Parameters specify:

- Energy range (100 to 200,000 MeV)
- Input file is output file from gtmktime
- Source coordinates
- 1 degree radius aperture
- start and stop times previously determined
- evclsmin = 3 for DIFFUSE class

Writes to file: temp3_1DAY_3C454.3




Extract a Light Curve

```
$ gtbin algorithm=LC evfile=temp3_1DAY_3C454.3.fits outfile=lc_1DAY_3C454.3.fits  
scfile=L090923112502E0D2F37E71_SC00.fits tbinalg=LIN tstart=266976000.  
tstop=275369897. dtime=86400
```

Parameters specify:

- Make a light curve (LC)
- Input file is output file from gtselect
- Spacecraft file
- Linear time bins
- Start and stop times again
- dtime = 86400: 1 day bins

Writes to file: lc_1DAY_3C454.3.fits




Calculate Exposure of Each Time Bin

```
$ gtexposure infile="lc_1DAY_3C454.3.fits" scfile="L090923112502E0D2F37E71_SC00.fits"  
irfs="P6_V3_DIFFUSE" srcmdl="none" specin=-2.1
```

Parameters specify:

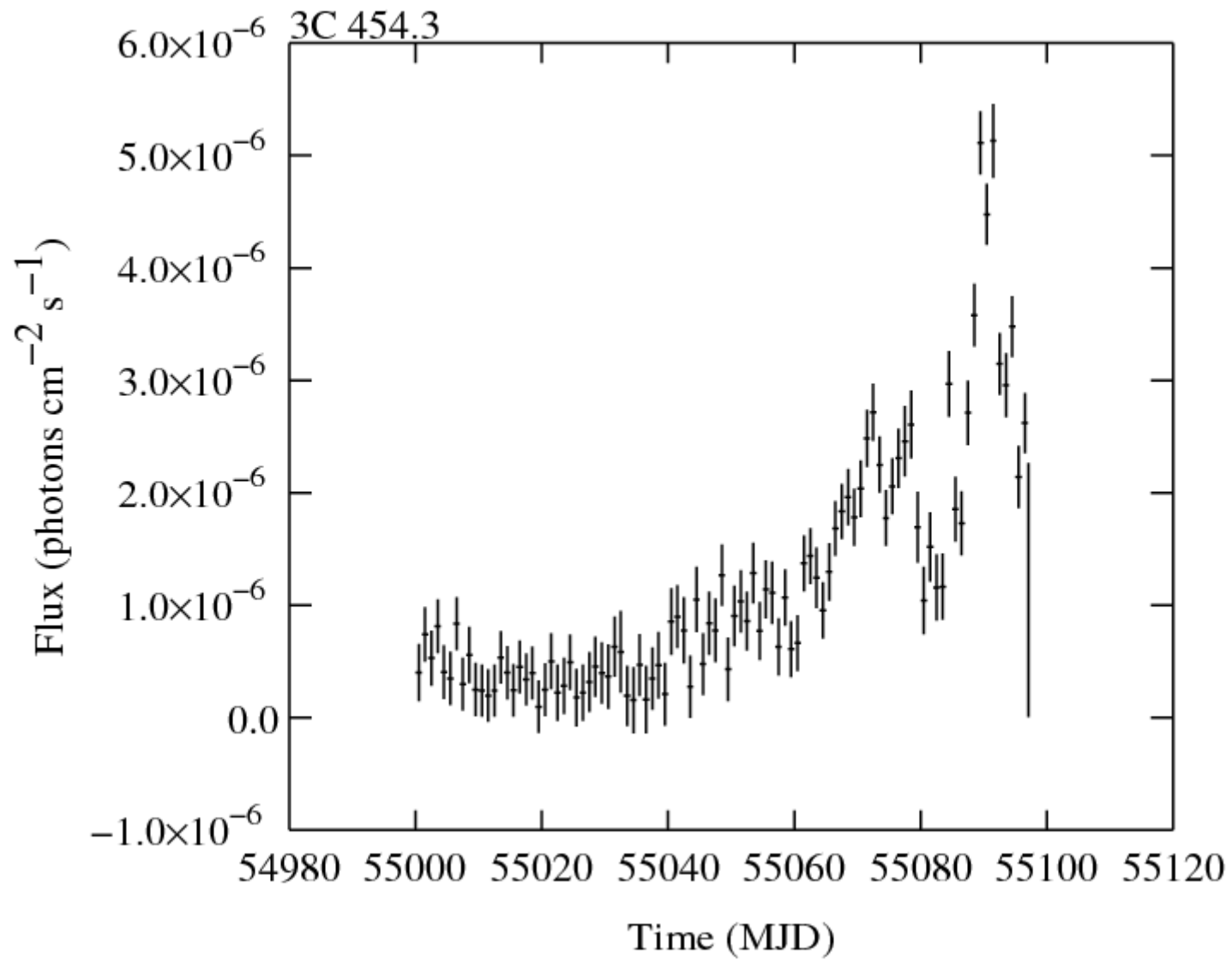
- Spacecraft file
- Instrument response functions (“irfs”). If, for example, SOURCE class rather than DIFFUSE was used in gtselect then use `irfs="P6_V3_SOURCE"`
- `srcmdl` – enables a more complex model than the default simple power law to be used in the exposure calculation.
- `specin` – photon spectral index for power-law spectrum. Note that the negative sign must be used.


An EXPOSURE column is added to the input file: `lc_1DAY_3C454.3.fits`



The Output File

- The “final” file will contain Time (in MET), Bin width (s) number of counts in the bin, Error Exposure.
- To convert to rates use e.g. fv or other software to divide counts by exposure. (Also convert from MET to MJD.)
- Error bars in output file are $\sqrt{\text{counts}}$
 - For (e.g.) few counts this may be incorrect.
 - To do things correctly is more complicated (not discussed here!)





barycentering

- gtbary can also be used to barycenter light curves.
- gtbary must be done as the last step.
 - If you barycenter the photon file the exposure time calculations will be wrong!
- Spacecraft file must cover longer (not same) time range than photon file.
 - Can use gtselect to trim down nominal length of light curve by a small amount.